

# NVCC Aus / USA vs NVCC Rest of World

on

Sunday 08 July 2018

at

Midway Green, Napa Valley Expo

scored by

match umpire(s) **Barry Manogaran**

match referee(s)

player of the match **John Leake (NVCC Aus / USA)**

**NVCC Aus / USA won by 45 runs**

Team **NVCC Aus / USA**

Score **188 for 11**

Overs **33.5**

Players **Bijoy Ojha**

**Brendan Helme**

**John Leake**

**Jake Radloff**

**Tim Irwin**

**Jason Beveridge**

**Jamie Johnson (wk)**

**Tyler Nethaway**

**Peter Sander**

**Phil Bourke (wk)**

**Leigh Ritchie**

**Peter Carson**

**Tim Kay**

**Rob Bolch**

Team **NVCC Rest of World**

Score **143 for 10**

Overs **35.0**

Players **Moe Maqsood**

**Jeff Keene (wk)**

**Abhijit Adhye**

**Vinay Madavan**

**Harjit Singh**

**Sorabh Das**

**Karan Grewal**

**Martin McKenzie**

**Adersh Maqsood**

**Sanjeev Joshua**

**Adriaan Foot**

**Andrew Healy**

**Tim Mills**

# NVCC Aus / USA vs NVCC Rest of World

## NVCC Aus / USA INNINGS

Venue **Midway Green, Napa Valley Expo**

Toss won by: **NVCC Rest of World**

Sun 08-Jul-2018

BATSMAN	RUNS	HOW OUT	R	B	M	0s	1s	2s	3s	4s	5s	6s	SS	SR	
1 Bijoy Ojha	.....4.1.3...132.1.....4W	c Abhijit Adhye b Sanjeev Joshua	19	30	41	22	3	1	2	2			27%	63.3	
2 Brendan Helme	.....2.....1.2...11W	c Andrew Healy b Moe Maqsood	7	27	30	22	3	2					19%	25.9	
3 John Leake	.....1...1.1.1.3.1.41...4...4.1.1.14...2.121...4...1.11...W	lbw b Karan Grewal	41	55	83	33	14	2	1	5			40%	74.5	
4 Jake Radloff	1...11...11411114...411.W	c & b Karan Grewal	23	24	60	10	11			3			58%	95.8	
5 Tim Irwin	...1.....1W	c Tim Mills b Adersh Maqsood	2	14	12	12	2						14%	14.3	
6 Jason Beveridge	.....2222...1...3.2...2...1...W	c Adriaan Foot b Martin McKenzie	17	30	48	21	2	6	1				30%	56.7	
7 Jamie Johnson (wk) (LHB)	...2...4...1...W	c Moe Maqsood b Sorabh Das	7	15	18	12	1	1		1			20%	46.7	
8 Tyler Nethaway	1.2W	c Sorabh Das b Andrew Healy	3	4	4	2	1	1					50%	75.0	
9 Peter Sander	2...4W	b Martin McKenzie	6	5	6	3		1		1			40%	120.0	
10 Phil Bourke (wk) (LHB)	...12.W	c Vinay Madavan b Karan Grewal	3	6	5	4	1	1					33%	50.0	
11 Leigh Ritchie	21	not out	3	2	3		1	1					100%	150.0	
12 Peter Carson	W	c & b Martin McKenzie	0	1	0	1								0.0	
13 Tim Kay															
14 Rob Bolch															
33.5 OVERS			EXTRAS: 57 (30wd 13nb 1lb 13b 0p)			TOTAL 188			RUNS						

FOW	1	2	3	4	5	6	7	8	9	10	11
SCORE	28	36	114	130	131	155	164	175	181	185	188
OUT	Brendan Helme	Bijoy Ojha	Jake Radloff	Tim Irwin	John Leake	Jamie Johnson	Tyler Nethaway	Peter Sander	Phil Bourke	Jason Beveridge	Peter Carson
OVER	9.1	10.1	20.2	23.3	24.3	28.3	29.3	31.3	32.3	33.3	33.5
P'SHIP	28	8	78	16	1	24	9	11	6	4	3

BOWLER	1	2	3	4	5	6	7	8	9	10	11	12	13	14	15	O	M	R	W	WD	NB	ECON
Tim Mills		5	8													3	1	15		1	1	5.00
Adersh Maqsood (RMF)		3	3	3	5		2									7	1	22	1	5	1	3.14
Sorabh Das		4	5	6	4											5		26	1	2	2	5.20
Moe Maqsood (LF)		3	2	9	2											5		24	1	3	5	4.80
Sanjeev Joshua (RM)		5														2		14	1	7		7.00
Vinay Madavan		11														1		11				11.00
Karan Grewal (RM)		8	7	5	2	1	4	5								7	1	39	3	4	4	5.57
Harjit Singh (RM)		5														1		9		4		9.00
Andrew Healy (OB)		4														1		5	1	1		5.00
Martin McKenzie		5	1													1.5		9	3	3		4.91

# NVCC Aus / USA vs NVCC Rest of World

## NVCC Rest of World INNINGS

Venue **Midway Green, Napa Valley Expo**Toss won by: **NVCC Rest of World**

Sun 08-Jul-2018

BATSMAN	RUNS	HOW OUT	R	B	M	0s	1s	2s	3s	4s	5s	6s	SS	SR	
1 Moe Maqsood	..2...3W	c Tyler Nethaway b Jake Radloff	5	9	8	7	1	1					22%	55.6	
2 Jeff Keene (wk) (LHB)	.....1.2.....41.1.....11.....11.....	b Tim Irwin	13	59	89	50	7	1	1				15%	22.0	
3 Abhijit Adhye	.....1...3.22...14.....1W	c & b Brendan Helme	14	36	41	29	3	2	1	1			19%	38.9	
4 Vinay Madavan	W	b Tim Kay	0	1	0	1								0.0	
5 Harjit Singh	14.1.4.....W	c Rob Bolch b Tim Irwin	10	12	26	8	2			2			33%	83.3	
6 Sorabh Das	1..W	c Leigh Ritchie b Tim Kay	1	4	8	3	1						25%	25.0	
7 Karan Grewal	4.11...4..2..4.1.1..2.14114W	lbw b Rob Bolch	31	29	45	15	7	2		5			48%	106.9	
8 Martin McKenzie	....21...4142..1W	c Jake Radloff b Brendan Helme	15	17	10	10	3	2		2			41%	88.2	
9 Adersh Maqsood	W	c & b Brendan Helme	0	1	0	1								0.0	
10 Sanjeev Joshua	1.....1...1121211.4.1...1..1	not out	18	31	30	18	10	2		1			42%	58.1	
11 Adriaan Foot	..11.1.1.11.W	st Phil Bourke b Rob Bolch	6	13	12	7	6						46%	46.2	
12 Andrew Healy (LHB)	.....	not out	0	4	0	4								0.0	
13 Tim Mills (LHB)															
35.0 OVERS			EXTRAS: 30 (12wd 7nb 2lb 9b 0p)			TOTAL			143	RUNS					

FOW	1	2	3	4	5	6	7	8	9	10
SCORE	15	46	46	58	63	77	96	103	128	143
OUT	Moe Maqsood	Abhijit Adhye	Vinay Madavan	Harjit Singh	Jeff Keene	Sorabh Das	Martin McKenzie	Adersh Maqsood	Karan Grewal	Adriaan Foot
OVER	2.6	13.5	14.1	18.2	18.5	21.1	24.1	24.6	30.2	34.2
P'SHIP	15	31	0	12	5	14	19	7	25	15

BOWLER	1	2	3	4	5	6	7	8	9	10	11	12	13	14	15	O	M	R	W	WD	NB	ECON
Jake Radloff	R W WD NB	4 1 1 2	2 1		3		7									7	1	24	1	3	5	3.43
Tim Irwin (RMF)	R W WD NB	2 3		1	5	4 2 1	4									7	1	21	2	5		3.00
Rob Bolch (RM)	R W WD NB	4 1	6		3	2 1	3	1								7	2	19	2	1		2.71
Tim Kay (RM)	R W WD NB	7		1 1	3 1 2 1	9	6	3								7	1	34	2	3	2	4.86
Brendan Helme (OB)	R W WD NB	4	3 1	4	5	5 2	2	11								7		34	3			4.86

# NVCC Aus / USA vs NVCC Rest of World

## NVCC Aus / USA INNINGS

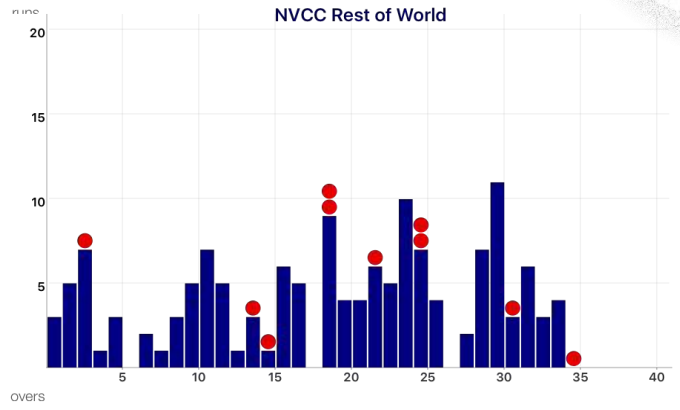
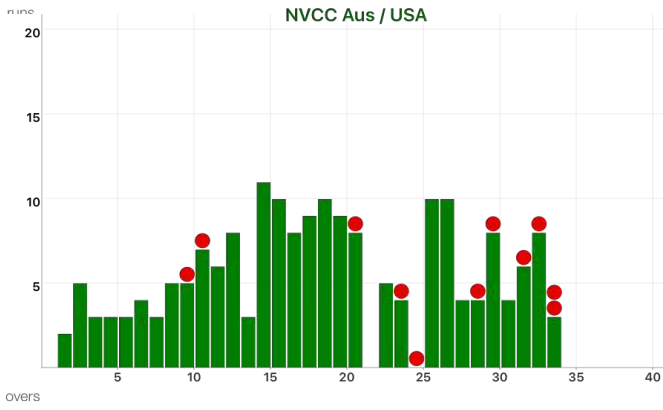
O	RUNS	WKT	BOWLER	BALL BY BALL
1	0	0	Tim Mills	. . . . .
2	2	0	Adersh Maqsood	1wd . . . . . 1nb .
3	7	0	Tim Mills	. . 4 . 1 .
4	10	0	Adersh Maqsood	. 3 . . . . .
5	13	0	Sorabh Das	. . . 1 2 .
6	16	0	Adersh Maqsood	3 . . . . .
7	20	0	Sorabh Das	2 . 1 1 . .
8	23	0	Adersh Maqsood	. 2 . . 1 .
9	28	0	Sorabh Das	1 . . . . 4
10	33	1	Moe Maqsood	W . 1wd 4by . . .
11	40	2	Sanjeev Joshua	1wd 1wd 1wd W 1 . 1wd . 1 1wd .
12	46	2	Moe Maqsood	. . 1 2b-1nb 1 . 1
13	54	2	Sanjeev Joshua	. 1 1 . 2wd 1by 3
14	57	2	Moe Maqsood	. 1 . . 1wd 1 .
15	68	2	Vinay Madavan	1 4 1 4 1 .
16	78	2	Moe Maqsood	1 1nb 4 . . 4 .
17	86	2	Karan Grewal	1 1 1 . 1 4
18	95	2	Harjit Singh	1wd . . 1wd 1 . 1wd 1wd . 4
19	105	2	Karan Grewal	4 1wd . . 1by 1wd 1 2
20	114	2	Adersh Maqsood	2wd . 1 1 2 1 2wd .
21	122	3	Karan Grewal	. W . 2lb-1nb 1 . 4
22	122	3	Adersh Maqsood	. . . . .
23	127	3	Karan Grewal	1lb 1nb . . 1 1wd . 1
24	131	4	Adersh Maqsood	2by 1 W 1 . .
25	131	5	Karan Grewal	. . W . . .
26	141	5	Tim Mills	1wd . . . 1nb-2 2 2 2
27	151	5	Sorabh Das	2 1nb 1wd 1nb 4 . . . 1wd .
28	155	5	Moe Maqsood	1nb . . . 1 1wd 1 .
29	159	6	Sorabh Das	. . W . 3 1
30	167	7	Andrew Healy	2by 1wd 2 W 1by 2 .
31	171	7	Karan Grewal	2 . . . 2 .
32	177	8	Martin McKenzie	. 4 W . 1wd . 1
33	185	9	Karan Grewal	2 2by W . . 1wd 1 2
34	188	11	Martin McKenzie	. . W 1wd 1wd 1 W

## NVCC Rest of World INNINGS

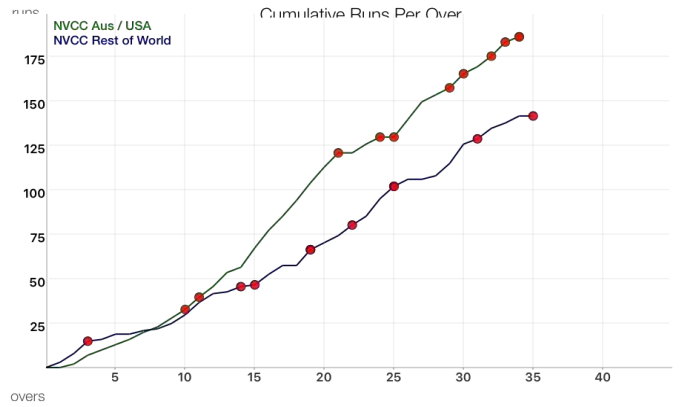
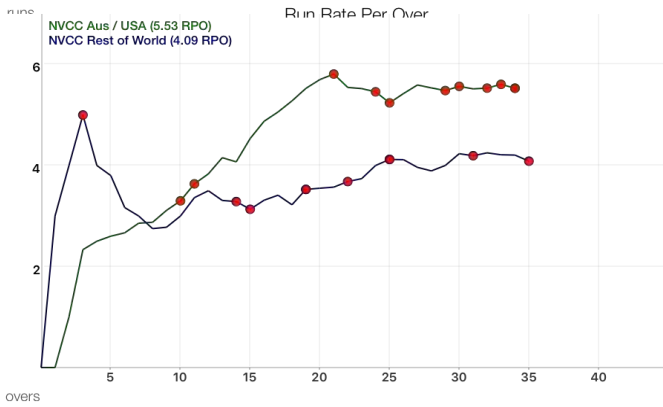
O	RUNS	WKT	BOWLER	BALL BY BALL
1	3	0	Jake Radloff	1nb 1nb . . . . . 1wd .
2	8	0	Tim Irwin	. 1wd . 1wd 2 . 1wd . .
3	15	1	Jake Radloff	1by 1nb 3 1wd . . 1 W
4	16	1	Tim Irwin	. 1wd . . . . .
5	19	1	Jake Radloff	. 2 . . 1wd . .
6	19	1	Tim Irwin	. . . . .
7	21	1	Jake Radloff	. . 1b-1nb . . . . .
8	22	1	Tim Irwin	. 1 . . . . .
9	25	1	Jake Radloff	. . . 3 . .
10	30	1	Rob Bolch	. 2 2 . 1wd . . .
11	37	1	Tim Kay	. 4 1 1 . 1
12	42	1	Brendan Helme	. 1by 4 . . . . .
13	43	1	Tim Kay	1lb . . . . .
14	46	2	Brendan Helme	. 1 1 1 W .
15	47	3	Tim Kay	W 1 . . . . .
16	53	3	Rob Bolch	4 . 1 . 1 .
17	58	3	Tim Irwin	1 4 . . . . .
18	58	3	Rob Bolch	. . . . .
19	67	5	Tim Irwin	. W 1wd . 4by W 4
20	71	5	Rob Bolch	1 . 1 1lb 1 .
21	75	5	Brendan Helme	. . . . 4 .
22	81	6	Tim Kay	1wd 1wd W . . . 1nb 2 1
23	86	6	Brendan Helme	. . . 4 1 .
24	96	6	Tim Kay	1nb-4 2 . . 1 2 .
25	103	8	Brendan Helme	W . 4 2by 1 W
26	107	8	Tim Irwin	. 1 1 . . 2
27	107	8	Jake Radloff	. . . . .
28	109	8	Brendan Helme	. 1 . . . 1
29	116	8	Jake Radloff	. . 1 4 1 1
30	127	8	Brendan Helme	2 1 1 2 1 4
31	130	9	Rob Bolch	1 W . . 1 1by
32	136	9	Tim Kay	4 . 1 1 . .
33	139	9	Rob Bolch	. 1 . 1 . 1
34	143	9	Tim Kay	. 1 . 1wd . 1 1
35	143	10	Rob Bolch	. W . . . . .

# NVCC Aus / USA vs NVCC Rest of World

## Manhattan

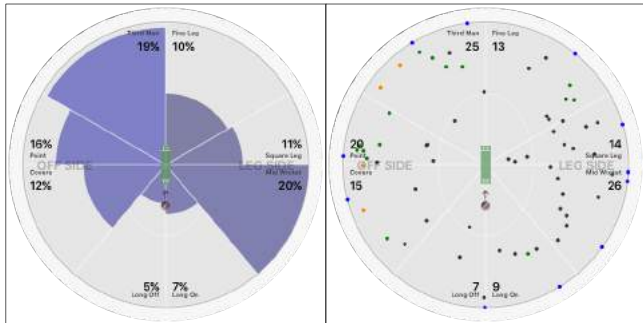


## WORM

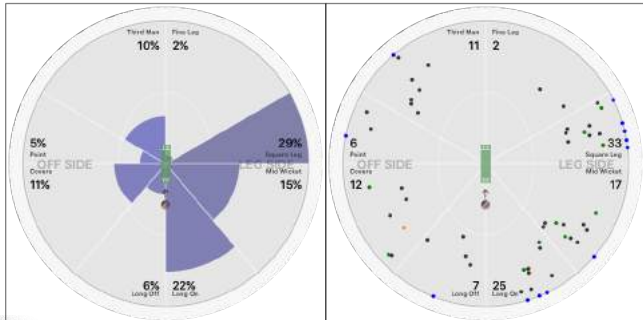


## Wagon Wheel

### NVCC AUS / USA Batting (NVCC REST OF WORL)



### NVCC REST OF WORLD Batting (NVCC AUS / US)



# NVCC Aus / USA vs NVCC Rest of World

## Batsmans Stats.

BATSMAN	TEAM	R	B	MIN	4s	6s	SR	SS	N/O	50s	100s
1 John Leake	NVCC Aus / USA	41	55	83	5		74.5	40.0%			
2 Karan Grewal	NVCC Rest of World	31	29	45	5		106.9	48.3%			
3 Jake Radloff	NVCC Aus / USA	23	24	60	3		95.8	54.2%			
4 Bijoy Ojha	NVCC Aus / USA	19	30	41	2		63.3	26.7%			
5 Sanjeev Joshua	NVCC Rest of World	18	31	30	1		58.1	41.9%	1		
6 Jason Beveridge	NVCC Aus / USA	17	30	48			56.7	33.3%			
7 Martin McKenzie	NVCC Rest of World	15	17	10	2		88.2	47.1%			
8 Abhijit Adhye	NVCC Rest of World	14	36	41	1		38.9	19.4%			
9 Jeff Keene	NVCC Rest of World	13	59	89	1		22.0	20.3%			
10 Harjit Singh	NVCC Rest of World	10	12	26	2		83.3	33.3%			
11 Jamie Johnson	NVCC Aus / USA	7	15	18	1		46.7	33.3%			
12 Brendan Helme	NVCC Aus / USA	7	27	30			25.9	22.2%			
13 Peter Sander	NVCC Aus / USA	6	5	6	1		120.0	40.0%			
14 Adriaan Foot	NVCC Rest of World	6	13	12			46.2	46.2%			
15 Moe Maqsood	NVCC Rest of World	5	9	8			55.6	33.3%			
16 Leigh Ritchie	NVCC Aus / USA	3	2	3			150.0	100.0%	1		
17 Tyler Nethaway	NVCC Aus / USA	3	4	4			75.0	50.0%			
18 Phil Bourke	NVCC Aus / USA	3	6	5			50.0	33.3%			
19 Tim Irwin	NVCC Aus / USA	2	14	12			14.3	28.6%			
20 Sorabh Das	NVCC Rest of World	1	4	8			25.0	25.0%			
21 Andrew Healy	NVCC Rest of World	0	4				0.0		1		
22 Adersh Maqsood	NVCC Rest of World	0	1				0.0				
23 Peter Carson	NVCC Aus / USA	0	1				0.0				
24 Vinay Madavan	NVCC Rest of World	0	1				0.0				

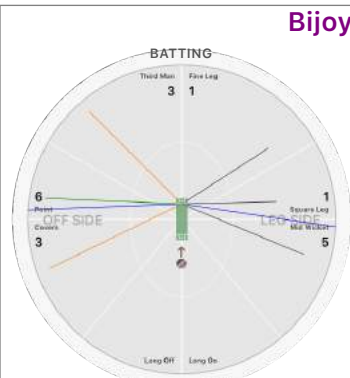
## Bowlers Stats.

BOWLER	TEAM	W	R	O	M	B	WD	NB	CT	ST	ECON	AVG	SR
1 Martin McKenzie	NVCC Rest of World	3	9	1.5		11	3		1		4.91	3.00	3.67
2 Karan Grewal	NVCC Rest of World	3	39	7.0	1	43	4	4	1		5.57	13.00	14.33
3 Brendan Helme	NVCC Aus / USA	3	34	7.0		42			2		4.86	11.33	14.00
4 Tim Irwin	NVCC Aus / USA	2	21	7.0	1	42	5				3.00	10.50	21.00
5 Rob Bolch	NVCC Aus / USA	2	19	7.0	2	42	1		1		2.71	9.50	21.00
6 Tim Kay	NVCC Aus / USA	2	34	7.0	1	42	3	2			4.86	17.00	21.00
7 Andrew Healy	NVCC Rest of World	1	5	1.0		6	1		1		5.00	5.00	6.00
8 Sanjeev Joshua	NVCC Rest of World	1	14	2.0		12	7				7.00	14.00	12.00
9 Adersh Maqsood	NVCC Rest of World	1	22	7.0	1	42	5	1			3.14	22.00	42.00
10 Moe Maqsood	NVCC Rest of World	1	24	5.0		30	3	5	1		4.80	24.00	30.00
11 Jake Radloff	NVCC Aus / USA	1	24	7.0	1	42	3	5	1		3.43	24.00	42.00
12 Sorabh Das	NVCC Rest of World	1	26	5.0		30	2	2	1		5.20	26.00	30.00
13 Harjit Singh	NVCC Rest of World		9	1.0		6	4				9.00		
14 Vinay Madavan	NVCC Rest of World		11	1.0		6			1		11.00		
15 Tim Mills	NVCC Rest of World		15	3.0	1	18	1	1	1		5.00		

# NVCC Aus / USA vs NVCC Rest of World

## NVCC Aus / USA


**Bijoy Ojha**



**BATTING STATS.**

Runs **19**  
 Balls **30**  
 0s **22**  
 1s **3**  
 2s **1**  
 3s **2**  
 4s **2**  
 5s  
 6s  
 SR **63.3**

**Brendan Helme**



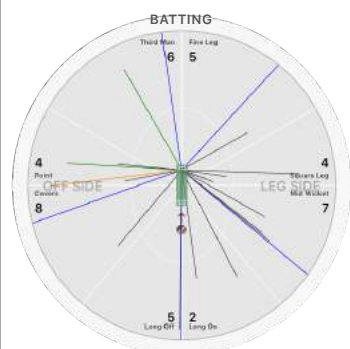
**BATTING STATS.**

Runs **7**  
 Balls **27**  
 0s **22**  
 1s **3**  
 2s **2**  
 3s  
 4s  
 5s  
 6s  
 SR **25.9**

**BOWLING STATS.**

Over **7.0**  
 Maiden  
 Run **34**  
 Wicket **3**  
 Wide  
 No Ball  
 Econ. **4.9**

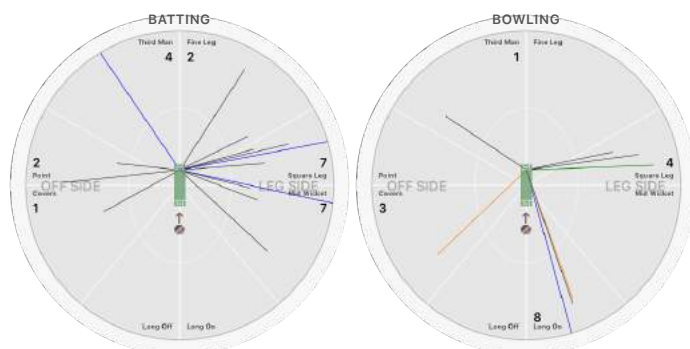
**John Leake**



**BATTING STATS.**

Runs **41**  
 Balls **55**  
 0s **33**  
 1s **14**  
 2s **2**  
 3s **1**  
 4s **5**  
 5s  
 6s  
 SR **74.5**

**Jake Radloff**



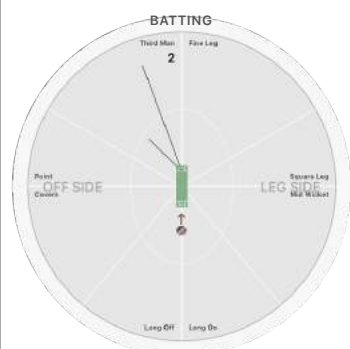
**BATTING STATS.**

Runs **23**  
 Balls **24**  
 0s **10**  
 1s **11**  
 2s  
 3s  
 4s **3**  
 5s  
 6s  
 SR **95.8**

**BOWLING STATS.**

Over **7.0**  
 Maiden **1**  
 Run **24**  
 Wicket **1**  
 Wide **3**  
 No Ball **5**  
 Econ. **3.4**

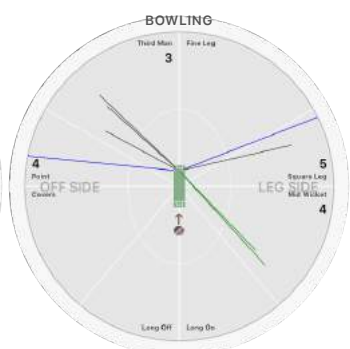
**Tim Irwin**



**BATTING STATS.**

Runs **2**  
 Balls **14**  
 0s **12**  
 1s **2**  
 2s  
 3s  
 4s  
 5s  
 6s  
 SR **14.3**

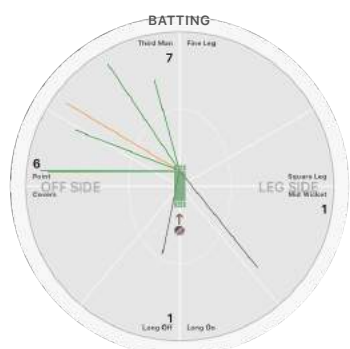
**BOWLING**



**BOWLING STATS.**

Over **7.0**  
 Maiden **1**  
 Run **21**  
 Wicket **2**  
 Wide **5**  
 No Ball  
 Econ. **3.0**

**Jason Beveridge**




**BATTING STATS.**

Runs **17**  
 Balls **30**  
 0s **21**  
 1s **2**  
 2s **6**  
 3s **1**  
 4s  
 5s  
 6s  
 SR **56.7**

# NVCC Aus / USA vs NVCC Rest of World

## NVCC Aus / USA

**Jamie Johnson (wk)**



**BATTING STATS.**

Runs 7  
 Balls 15  
 0s 12  
 1s 1  
 2s 1  
 3s  
 4s 1  
 5s  
 6s  
 SR 46.7

**Tyler Nethaway**



**BATTING STATS.**

Runs 3  
 Balls 4  
 0s 2  
 1s 1  
 2s 1  
 3s  
 4s  
 5s  
 6s  
 SR 75.0

**Peter Sander**



**BATTING STATS.**

Runs 6  
 Balls 5  
 0s 3  
 1s  
 2s 1  
 3s  
 4s 1  
 5s  
 6s  
 SR 120.0

**Phil Bourke (wk)**



**BATTING STATS.**

Runs 3  
 Balls 6  
 0s 4  
 1s 1  
 2s 1  
 3s  
 4s  
 5s  
 6s  
 SR 50.0

**Leigh Ritchie**



**BATTING STATS.**

Runs 3  
 Balls 2  
 0s  
 1s 1  
 2s 1  
 3s  
 4s  
 5s  
 6s  
 SR 150.0

**Peter Carson**



**BATTING STATS.**


Runs  
 Balls 1  
 0s 1  
 1s  
 2s  
 3s  
 4s  
 5s  
 6s  
 SR



# NVCC Aus / USA vs NVCC Rest of World

## NVCC Aus / USA


**Tim Kay**



**BOWLING STATS.**

Over 7.0  
 Maiden 1  
 Run 34  
 Wicket 2  
  
 Wide 3  
 No Ball 2  
  
 Econ. 4.9

**Rob Bolch**



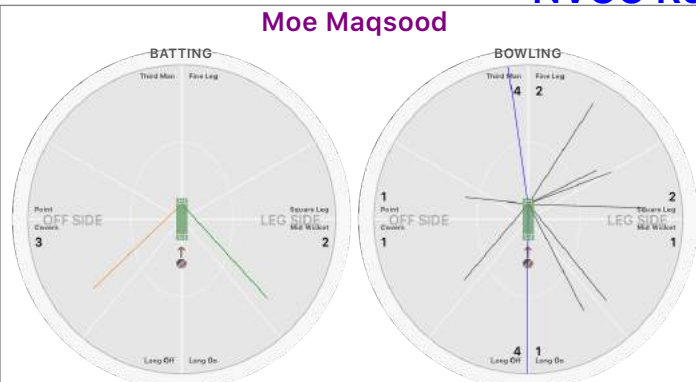
**BOWLING STATS.**

Over 7.0  
 Maiden 2  
 Run 19  
 Wicket 2  
  
 Wide 1  
 No Ball  
  
 Econ. 2.7

# NVCC Aus / USA vs NVCC Rest of World

## NVCC Rest of World

**Moe Maqsood**



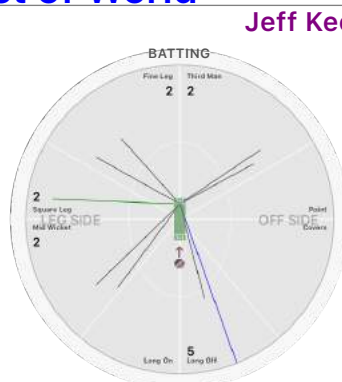
**BATTING STATS.**

Runs 5  
 Balls 9  
 Os 7  
 1s  
 2s 1  
 3s 1  
 4s  
 5s  
 6s  
 SR 55.6

**BOWLING STATS.**

Over 5.0  
 Maiden  
 Run 24  
 Wicket 1  
 Wide 3  
 No Ball 5  
 Econ. 4.8

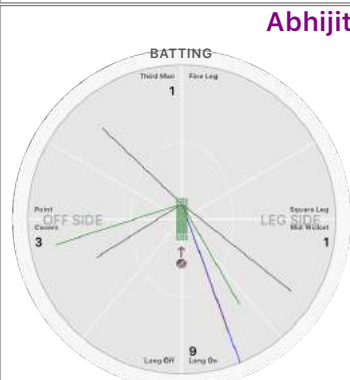
**Jeff Keene (wk)**



**BATTING STATS.**

Runs 13  
 Balls 59  
 Os 50  
 1s 7  
 2s 1  
 3s  
 4s 1  
 5s  
 6s  
 SR 22.0

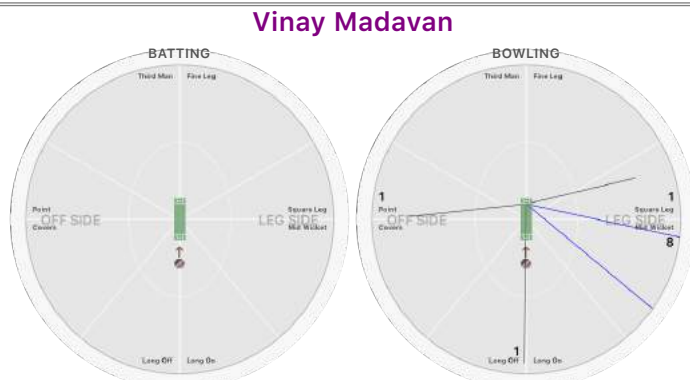
**Abhijit Adhye**



**BATTING STATS.**

Runs 14  
 Balls 36  
 Os 29  
 1s 3  
 2s 2  
 3s 1  
 4s 1  
 5s  
 6s  
 SR 38.9

**Vinay Madavan**



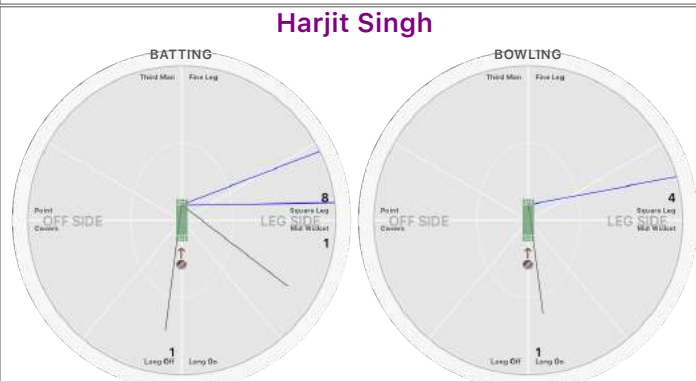
**BATTING STATS.**

Runs  
 Balls 1  
 Os 1  
 1s  
 2s  
 3s  
 4s  
 5s  
 6s  
 SR

**BOWLING STATS.**

Over 1.0  
 Maiden  
 Run 11  
 Wicket  
 Wide  
 No Ball  
 Econ. 11.0

**Harjit Singh**



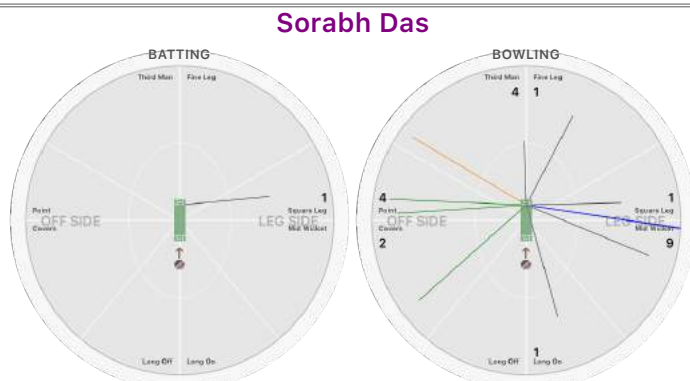
**BATTING STATS.**

Runs 10  
 Balls 12  
 Os 8  
 1s 2  
 2s  
 3s  
 4s 2  
 5s  
 6s  
 SR 83.3

**BOWLING STATS.**

Over 1.0  
 Maiden  
 Run 9  
 Wicket  
 Wide 4  
 No Ball  
 Econ. 9.0

**Sorabh Das**



**BATTING STATS.**

Runs 1  
 Balls 4  
 Os 3  
 1s 1  
 2s  
 3s  
 4s  
 5s  
 6s  
 SR 25.0

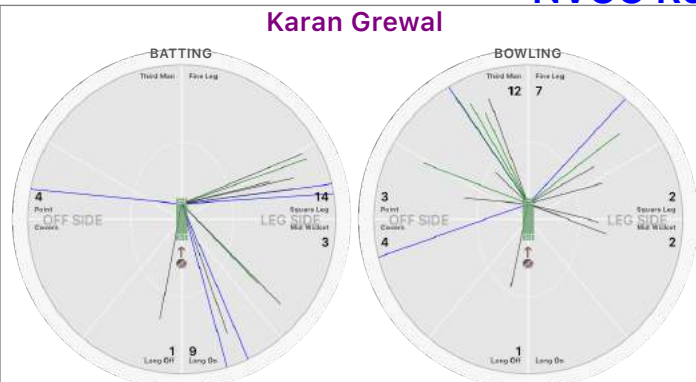
**BOWLING STATS.**

Over 5.0  
 Maiden  
 Run 26  
 Wicket 1  
 Wide 2  
 No Ball 2  
 Econ. 5.2

# NVCC Aus / USA vs NVCC Rest of World

## NVCC Rest of World

**Karan Grewal**




**BATTING STATS.**

Runs 31  
 Balls 29  
 0s 15  
 1s 7  
 2s 2  
 3s  
 4s 5  
 5s  
 6s  
 SR 106.9

**BOWLING STATS.**

Over 7.0  
 Maiden 1  
 Run 39  
 Wicket 3  
 Wide 4  
 No Ball 4  
 Econ. 5.6

**Martin McKenzie**



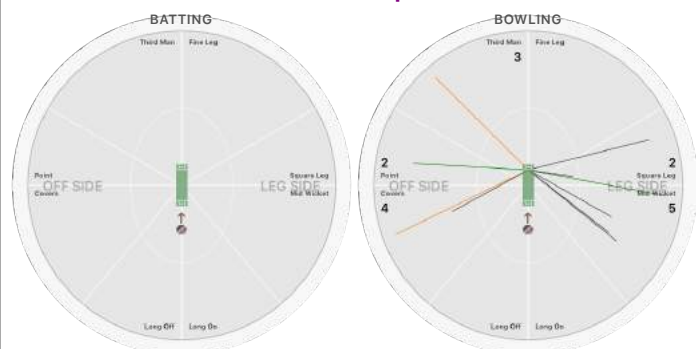
**BATTING STATS.**

Runs 15  
 Balls 17  
 0s 10  
 1s 3  
 2s 2  
 3s  
 4s 2  
 5s  
 6s  
 SR 88.2

**BOWLING STATS.**

Over 1.5  
 Maiden  
 Run 9  
 Wicket 3  
 Wide 3  
 No Ball  
 Econ. 4.9

**Adersh Maqsood**



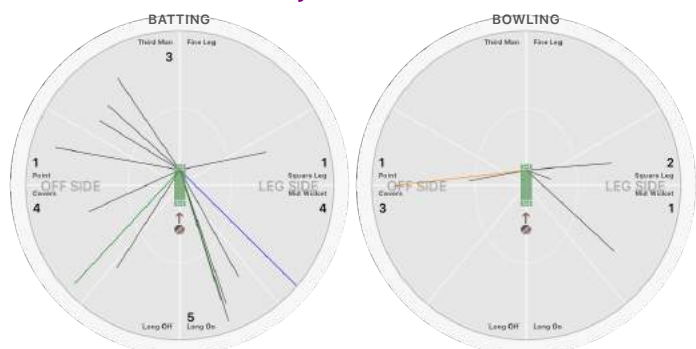
**BATTING STATS.**

Runs  
 Balls 1  
 0s 1  
 1s  
 2s  
 3s  
 4s  
 5s  
 6s  
 SR

**BOWLING STATS.**

Over 7.0  
 Maiden 1  
 Run 22  
 Wicket 1  
 Wide 5  
 No Ball 1  
 Econ. 3.1

**Sanjeev Joshua**



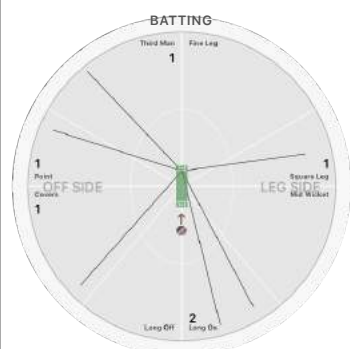
**BATTING STATS.**

Runs 18  
 Balls 31  
 0s 18  
 1s 10  
 2s 2  
 3s  
 4s 1  
 5s  
 6s  
 SR 58.1

**BOWLING STATS.**

Over 2.0  
 Maiden  
 Run 14  
 Wicket 1  
 Wide 7  
 No Ball  
 Econ. 7.0

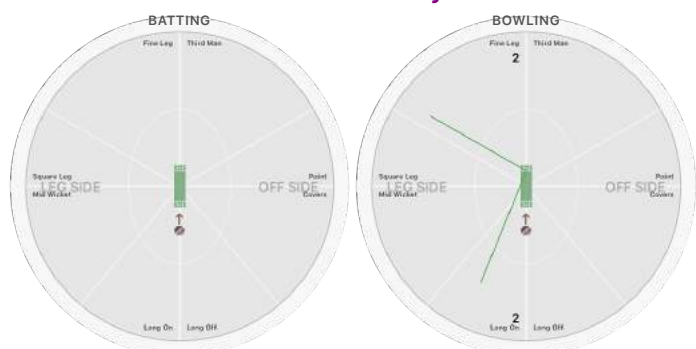
**Adriaan Foot**



**BATTING STATS.**

Runs 6  
 Balls 13  
 0s 7  
 1s 6  
 2s  
 3s  
 4s  
 5s  
 6s  
 SR 46.2

**Andrew Healy**



**BATTING STATS.**

Runs  
 Balls 4  
 0s 4  
 1s  
 2s  
 3s  
 4s  
 5s  
 6s  
 SR


**BOWLING STATS.**

Over 1.0  
 Maiden  
 Run 5  
 Wicket 1  
 Wide 1  
 No Ball  
 Econ. 5.0

# NVCC Aus / USA vs NVCC Rest of World

## NVCC Rest of World

Tim Mills



**BOWLING STATS.**

Over 3.0  
Maiden 1  
Run 15  
Wicket  
  
Wide 1  
No Ball 1  
  
Econ. 5.0