

NVCC City vs NVCC County

on

Saturday 13 April 2019

at

Midway Green, Napa Valley Expo

scored by
match umpire(s)
match referee(s)
player of the match

NVCC City won by 16 runs

Team **NVCC City**
Score **165 for 8**
Overs **35.0**
Players **Abhijit Adhye**
Jeff Keene (wk)
Sukhvirsra Singh
Harjit Singh
Scott Curwood
Vinay Madavan
Jason Beveridge
Phil Bourke (c) (wk)
Bernie Peacock
Tim Mills
Andrew Healy

Team **NVCC County**
Score **149 for 10**
Overs **31.4**
Players **Shane Loeki**
Peter Sander
Abhijay Aggarwal
Sorabh Das
Peter Cameron
Karan Grewal
Sarabjit Singh
Jamie Johnson (wk)
Brendan Helme
Peter Carson
Sanjeev Joshua (c)
Edward Welch

NVCC City vs NVCC County

NVCC City INNINGS

Venue **Midway Green, Napa Valley Expo**Toss won by: **NVCC County**

Sat 13-Apr-2019

BATSMAN	RUNS	HOW OUT	R	B	M	0s	1s	2s	3s	4s	5s	6s	SS	SR	
1 Abhijit Adhye	..1.....2.1....1.2.....2.1.1.2....1...1112.W	c Sarabjit Singh b Shane Loeki	19	46	47	32	9	5					30%	41.3	
2 Jeff Keene (wk) (LHB)	..2..11...142...4....11..1..W	b Abhijay Aggarwal	18	30	38	20	6	2		2			33%	60.0	
3 Sukhvirsra Singh	11..142.W	b Shane Loeki	9	9	17	4	3	1		1			56%	100.0	
4 Harjit Singh	4.....W	c Brendan Helme b Karan Grewal	4	8	19	7				1			12%	50.0	
5 Scott Curwood	..11.....1.11.....2....2.1.6...144.11.11.1.41	retired (not out)	35	49	66	30	13	2		3		1	39%	71.4	
6 Vinay Madavan	.W	b Karan Grewal	0	2	0	2								0.0	
7 Jason Beveridge	112...1.11...11411.2.211..1.1.1.1.....1.1W	c Jamie Johnson b Sanjeev Joshua	27	42	72	21	17	3		1			50%	64.3	
8 Phil Bourke (c) (wk) (LHB)11W	c Shane Loeki b Peter Carson	2	9	7	7	2						22%	22.2	
9 Bernie Peacock	1..3...11.41.	not out	11	13	16	7	4		1	1			46%	84.6	
10 Tim Mills (LHB)	1.111W	run out (Sarabjit Singh)	4	5	7	1	4						80%	80.0	
11 Andrew Healy (LHB)															
35.0 OVERS			EXTRAS: 36 (30wd 2nb 2lb 2b 0p)			TOTAL 165			RUNS						

FOW	1	2	3	4	5	6	7	8	9	10
SCORE	41	47	63	69	71	140	154	165		
OUT	Jeff Keene	Abhijit Adhye	Sukhvirsra Singh	Harjit Singh	Vinay Madavan	Phil Bourke	Jason Beveridge	Tim Mills		
OVER	11.4	12.5	14.4	15.5	17.4	30.3	33.4	34.6		
P'SHIP	41	6	16	6	2	6	14	11		

BOWLER	1	2	3	4	5	6	7	8	9	10	11	12	13	14	15	O	M	R	W	WD	NB	ECON
Sanjeev Joshua (c) (RM)	R 3 W 5 WD 3 NB 1	3 1 1	3 1													3		17	1	5	1	5.67
Brendan Helme (OB)	R W WD NB	1	1	3												4	1	5				1.25
Peter Sander (RM)	R 2 W 10 WD 1 NB 1		7	4												4		25		2		6.25
Sarabjit Singh (OB)	R 2 W 2 WD 2 NB 2	2	3													4	1	9		2		2.25
Abhijay Aggarwal (RM)	R 3 W 3 WD 1 NB 1	3 1	2	11												4		20	1	1		5.00
Shane Loeki (RM)	R 8 W 1 WD 1 NB 1	7 1	2	8												4		38	2	12	1	9.50
Karan Grewal (RM)	R 1 W 1 WD 1 NB 2	1 1	2	3												4		9	2	2		2.25
Sorabh Das (RM)	R W WD NB	4 1	1	11	3											4		21		5		5.25
Peter Carson (LB)	R 4 W 4 WD 1 NB 1	4	6	2	1											4		17	1	1		4.25

NVCC City vs NVCC County

NVCC County INNINGS

Venue **Midway Green, Napa Valley Expo**Toss won by: **NVCC County**

Sat 13-Apr-2019

BATSMAN	RUNS	HOW OUT	R	B	M	0s	1s	2s	3s	4s	5s	6s	SS	SR	
1 Shane Loeki	W	c Bernie Peacock b Harjit Singh	0	1	0	1								0.0	
2 Peter Sander	.1...2.2W	c Jeff Keene b Scott Curwood	5	9	7	6	1	2					33%	55.6	
3 Abhijay Aggarwal	.221.14.21...12.4.1.....11...11.....111.211W	c Phil Bourke b Andrew Healy	32	48	83	27	14	5		2			44%	66.7	
4 Sorabh Das	1.11.2....W	c Sukhvirsra Singh b Bernie Peacock	5	12	11	8	3	1					33%	41.7	
5 Peter Cameron	.42...1.2..W	c Abhijit Adhye b Sukhvirsra Singh	9	12	13	8	1	2		1			33%	75.0	
6 Karan Grewal	.1.....2..1..111W	c Bernie Peacock b Tim Mills	7	19	18	13	5	1					32%	36.8	
7 Sarabjit Singh	4...1.W	b Andrew Healy	5	7	4	5	1			1			29%	71.4	
8 Jamie Johnson (wk) (LHB)	1....1.1..1..4..21.....1.....1.111..W	c Bernie Peacock b Jason Beveridge	16	40	62	28	10	1		1			30%	40.0	
9 Brendan Helme	.111..1..1..1..W	c Jeff Keene b Jason Beveridge	5	16	21	11	5						31%	31.2	
10 Peter Carson	.1.1...114..21..114..1	not out	17	23	23	13	7	1		2			43%	73.9	
11 Sanjeev Joshua (c)	1.....2..1.....W	c Tim Mills b Jason Beveridge	4	18	14	15	2	1					17%	22.2	
12 Edward Welch															
31.4 OVERS			EXTRAS: 44 (27wd 15nb 0lb 2b 0p)			TOTAL			149	RUNS					

FOW	1	2	3	4	5	6	7	8	9	10
SCORE	0	14	32	60	81	86	112	125	128	149
OUT	Shane Loeki	Peter Sander	Sorabh Das	Peter Cameron	Karan Grewal	Sarabjit Singh	Abhijay Aggarwal	Brendan Helme	Jamie Johnson	Sanjeev Joshua
OVER	0.1	1.5	5.5	8.5	13.1	14.2	18.3	24.2	26.3	31.4
P'SHIP	0	14	18	28	21	5	26	13	3	21

BOWLER	1	2	3	4	5	6	7	8	9	10	11	12	13	14	15	O	M	R	W	WD	NB	ECON
Harjit Singh (RM)	R 5 W 1 WD 1 NB 1	8	2	13												4		38	1	6	4	9.50
Scott Curwood (RM)	R 5 W 1 WD 2 NB 2															1		9	1	2	2	9.00
Bernie Peacock (RM)	R 3 W 1 WD 1 NB 1	1	1													4	1	6	1	1		1.50
Vinay Madavan	R 2 W 1 WD 1 NB 3	6														2		18		3	7	9.00
Sukhvirsra Singh (RM)	R 2 W 1 WD 1 NB 1		3	1												4		8	1		2	2.00
Andrew Healy (OB)	R 2 W 1 WD 1 NB 1	2	3	2												4		14	2	5		3.50
Tim Mills (LM)	R 5 W 1 WD 1 NB 1	1		3												4	1	9	1			2.25
Jeff Keene (wk)	R 4 W 1 WD 1 NB 1	6														2		12		2		6.00
Abhijit Adhye	R 3 W 1 WD 1 NB 1															1		7		4		7.00
Jason Beveridge	R 2 W 1 WD 1 NB 1	2	5	1												3.4		11	3	1		3.00
Phil Bourke (c) (wk)	R 4 W 1 WD 1 NB 1	8														2		15		3		7.50

NVCC City vs NVCC County

NVCC City INNINGS

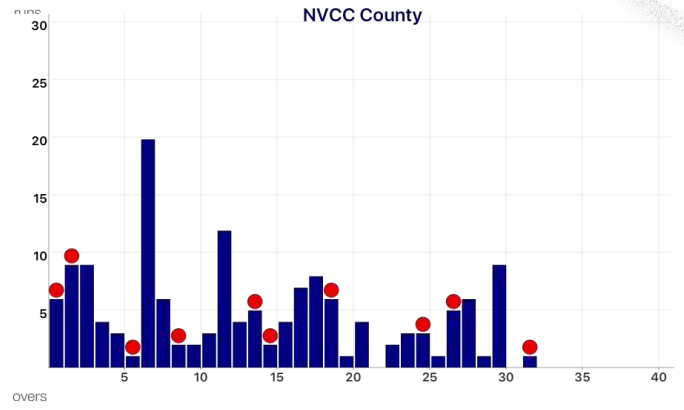
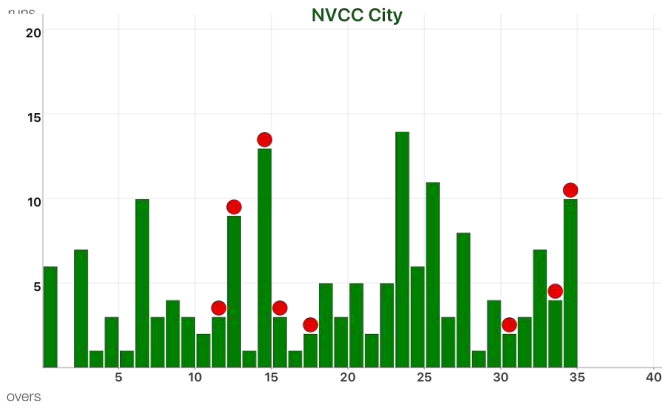
O	RUNS	WKT	BOWLER	BALL BY BALL
1	6	0	Sanjeev Joshua	. . 1 1wd 1wd . 1wd . 2
2	6	0	Brendan Helme
3	13	0	Sanjeev Joshua	1nb . 1 1 2 1wd . 1
4	14	0	Brendan Helme 1 .
5	17	0	Peter Sander	. 1wd 2
6	18	0	Brendan Helme	. . 1 . . .
7	28	0	Peter Sander	4 2 . . . 4
8	31	0	Brendan Helme	2 . 1 . . .
9	35	0	Sarabjit Singh	1wd . 1 . . 1 1wd .
10	38	0	Abhijay Aggarwal	1 2
11	40	0	Sarabjit Singh	. . 1 1 . .
12	43	1	Abhijay Aggarwal	. . 1 W 1 1
13	52	2	Shane Loeki	1 1 2 . W 1wd 4
14	53	2	Karan Grewal	. . 1 . . .
15	66	3	Shane Loeki	1wd 4 3wd 2 . W . . 1wd 1wd 1
16	69	4	Karan Grewal	1 1wd . . 1wd . W .
17	70	4	Sorabh Das	. 1wd
18	72	5	Karan Grewal	. 1 . W 1 .
19	77	5	Sorabh Das	1 1 1wd 2 . . .
20	80	5	Abhijay Aggarwal	1 1 . 1wd . . .
21	85	5	Peter Carson	. 1 1lb 1 . 2
22	87	5	Sorabh Das	. . 1 . . 1by
23	92	5	Peter Carson	. 2 . 1wd 1 1 .
24	106	5	Sorabh Das	4 1 6 . . 3wd .
25	112	5	Peter Carson	1 1 . 2 . 2
26	123	5	Abhijay Aggarwal	4 4 . 1 1 1
27	126	5	Sarabjit Singh	. 1 1 1 . .
28	134	5	Peter Sander	. 1 1 . 1wd 4 1
29	135	5	Sarabjit Singh 1by .
30	139	5	Peter Sander	. 1 1 1 . 1
31	141	6	Peter Carson	. 1 W . 1 .
32	144	6	Karan Grewal	. . 3 . . .
33	151	6	Shane Loeki	. . . 1 1wd 3wd . 1wd 1
34	155	7	Sanjeev Joshua	1wd . 1 1 W 1 .
35	165	8	Shane Loeki	1nb 1 4 1 1 1lb 1W

NVCC County INNINGS

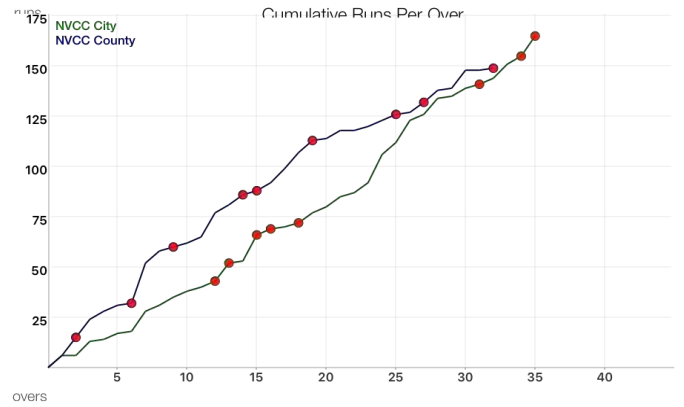
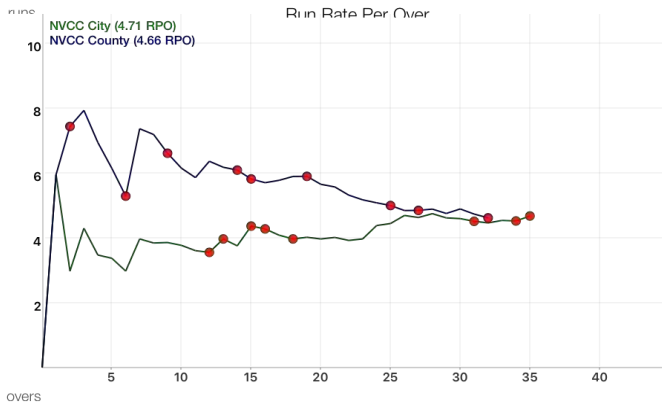
O	RUNS	WKT	BOWLER	BALL BY BALL
1	6	1	Harjit Singh	W . 1 . 2 1wd 2
2	15	2	Scott Curwood	1nb 1nb 1wd . 2 . 2 1wd W 1
3	24	2	Harjit Singh	. 1 1 1wd 4 . 2
4	28	2	Bernie Peacock	. 1 1 1 1wd . .
5	31	2	Harjit Singh	. 2 . . 1wd . .
6	32	3	Bernie Peacock	. . 1 . W .
7	52	3	Harjit Singh	2 1nb 1nb-4 1wd . 1nb-1 1wd 4 1nb-2 .
8	58	3	Vinay Madavan	1nb 1nb . 1wd . 1nb . . 1 1
9	60	4	Sukhvirsra Singh	. 2 . . W .
10	62	4	Andrew Healy	1 . 1 . . .
11	65	4	Sukhvirsra Singh	1nb . . . 1by 1by
12	77	4	Vinay Madavan	1 2 . 1nb 1nb-1 1 1nb 1nb 1 1wd 1wd .
13	81	4	Sukhvirsra Singh	1 . . . 1nb 1 1
14	86	5	Tim Mills	W 4 . . . 1
15	88	6	Andrew Healy	. W 1 1 . .
16	92	6	Jeff Keene	1 . . 1 . 2
17	99	6	Abhijit Adhye	. 1wd 1 1wd 1 . . 1wd 1wd 1
18	107	6	Jeff Keene	1wd . . 4 . 1wd . 2
19	113	7	Andrew Healy	1wd 1wd 1 1 1wd W . . 1
20	114	7	Tim Mills	1
21	118	7	Andrew Healy	. . 1 1wd 1wd 1 . .
22	118	7	Tim Mills
23	120	7	Jason Beveridge	1 . . 1 . .
24	123	7	Tim Mills	. 1 . 1 1 .
25	126	8	Jason Beveridge	1wd 1 W . . . 1
26	127	8	Sukhvirsra Singh 1 .
27	132	9	Jason Beveridge	1 . W 4 . . .
28	138	9	Phil Bourke	1wd 1 2 1 1wd . . .
29	139	9	Bernie Peacock	. . 1 . . .
30	148	9	Phil Bourke	1 2 . 1wd . 1 4
31	148	9	Bernie Peacock
32	149	10	Jason Beveridge	. . 1 W

NVCC City vs NVCC County

Manhattan



WORM



NVCC City vs NVCC County

Batsmans Stats.

BATSMAN	TEAM	R	B	MIN	4s	6s	SR	SS	N/O	50s	100s
1 Scott Curwood	NVCC City	35	49	66	3	1	71.4	36.7%	1		
2 Abhijay Aggarwal	NVCC County	32	48	83	2		66.7	54.2%			
3 Jason Beveridge	NVCC City	27	42	72	1		64.3	47.6%			
4 Abhijit Adhye	NVCC City	19	46	47			41.3	30.4%			
5 Jeff Keene	NVCC City	18	30	38	2		60.0	36.7%			
6 Peter Carson	NVCC County	17	23	23	2		73.9	43.5%	1		
7 Jamie Johnson	NVCC County	16	40	62	1		40.0	30.0%			
8 Bernie Peacock	NVCC City	11	13	16	1		84.6	46.2%	1		
9 Sukhvirsra Singh	NVCC City	9	9	17	1		100.0	44.4%			
10 Peter Cameron	NVCC County	9	12	13	1		75.0	33.3%			
11 Karan Grewal	NVCC County	7	19	18			36.8	52.6%			
12 Sarabjit Singh	NVCC County	5	7	4	1		71.4	28.6%			
13 Peter Sander	NVCC County	5	9	7			55.6	55.6%			
14 Sorabh Das	NVCC County	5	12	11			41.7	33.3%			
15 Brendan Helme	NVCC County	5	16	21			31.2	31.2%			
16 Tim Mills	NVCC City	4	5	7			80.0	100.0%			
17 Harjit Singh	NVCC City	4	8	19	1		50.0	12.5%			
18 Sanjeev Joshua	NVCC County	4	18	14			22.2	16.7%			
19 Phil Bourke	NVCC City	2	9	7			22.2	22.2%			
20 Vinay Madavan	NVCC City	0	2				0.0				
21 Shane Loeki	NVCC County	0	1				0.0				

Bowlers Stats.

BOWLER	TEAM	W	R	O	M	B	WD	NB	CT	ST	ECON	AVG	SR
1 Jason Beveridge	NVCC City	3	11	3.4		22	1				3.00	3.67	7.33
2 Karan Grewal	NVCC County	2	9	4.0		24	2				2.25	4.50	12.00
3 Andrew Healy	NVCC City	2	14	4.0		24	5				3.50	7.00	12.00
4 Shane Loeki	NVCC County	2	38	4.0		25	12	1	1		9.50	19.00	12.50
5 Scott Curwood	NVCC City	1	9	1.0		6	2	2			9.00	9.00	6.00
6 Bernie Peacock	NVCC City	1	6	4.0	1	24	1		3		1.50	6.00	24.00
7 Sukhvirsra Singh	NVCC City	1	8	4.0		24		2	1		2.00	8.00	24.00
8 Tim Mills	NVCC City	1	9	4.0	1	24			1		2.25	9.00	24.00
9 Sanjeev Joshua	NVCC County	1	17	3.0		18	5	1			5.67	17.00	18.00
10 Peter Carson	NVCC County	1	17	4.0		24	1				4.25	17.00	24.00
11 Abhijay Aggarwal	NVCC County	1	20	4.0		24	1				5.00	20.00	24.00
12 Harjit Singh	NVCC City	1	38	4.0		24	6	4			9.50	38.00	24.00
13 Abhijit Adhye	NVCC City		7	1.0		6	4		1		7.00		
14 Brendan Helme	NVCC County		5	4.0	1	24			1		1.25		
15 Sarabjit Singh	NVCC County		9	4.0	1	24	2		1		2.25		
16 Vinay Madavan	NVCC City		18	2.0		12	3	7			9.00		
17 Jeff Keene	NVCC City		12	2.0		12	2		2		6.00		
18 Phil Bourke	NVCC City		15	2.0		12	3		1		7.50		
19 Sorabh Das	NVCC County		21	4.0		24	5				5.25		
20 Peter Sander	NVCC County		25	4.0		24	2				6.25		

NVCC City vs NVCC County



Bowlers Stats.

BOWLER	TEAM	W	R	O	M	B	WD	NB	CT	ST	ECON	AVG	SR
--------	------	---	---	---	---	---	----	----	----	----	------	-----	----

