

Sonoma Gullies vs Autodesk

on

Saturday 24 August 2019

at

Midway Green, Napa Valley Expo

scored by
match umpire(s)
match referee(s)
player of the match

Sonoma Gullies won by 3 wickets

Team **Sonoma Gullies**
Score **95 for 8**
Overs **16.0**
Players **Subash Shrestha**
Sushil Kumar
Anu Shah
Dhrumil Patel
Rizwan Zafar
Sunny Patel
Suryansh Kumar
Ishan Patel
Jay Patel
Param Cheema
Himanshu Patel
Suyash Kumar

Team **Autodesk**
Score **91 for 11**
Overs **16.2**
Players **Udit**
Harpreet
Jaffer (c)
Hyder G
Shabeer M
Adnan P
Kiran B
Krishna Y
Nadeem Solanki
Sunny Patel
Rajaram
Prasad T

Sonoma Gullies vs Autodesk

Autodesk INNINGS

Venue Midway Green, Napa Valley Expo

Toss won by: Autodesk

Sat 24-Aug-2019

| BATSMAN | RUNS | HOW OUT | R | B | M | 0s | 1s | 2s | 3s | 4s | 5s | 6s | SS | SR | |
|------------------|------------------------------------|----------------------------------|--------------------------------|----|----|-------|----|----|----|------|----|----|-----|-------|--|
| 1 Udit | .1..4.....W | c Dhrumil Patel b Suryansh Kumar | 5 | 12 | 16 | 10 | 1 | | | 1 | | | 17% | 41.7 | |
| 2 Harpreet | .W | lbw b Jay Patel | 0 | 2 | 0 | 2 | | | | | | | | 0.0 | |
| 3 Jaffer (c) | W | c Dhrumil Patel b Jay Patel | 0 | 1 | 0 | 1 | | | | | | | | 0.0 | |
| 4 Hyder G | .41W | c Param Cheema b Jay Patel | 5 | 4 | 5 | 2 | 1 | | | 1 | | | 50% | 125.0 | |
| 5 Shabeer M | 1.42.22W | c Param Cheema b Jay Patel | 11 | 8 | 9 | 3 | 1 | 3 | | 1 | | | 62% | 137.5 | |
| 6 Adnan P | . .2.3. .2.12.2. .244.2.1. .14.2.W | b Param Cheema | 32 | 30 | 41 | 16 | 3 | 7 | 1 | 3 | | | 47% | 106.7 | |
| 7 Kiran B | . . .W | b Suryansh Kumar | 0 | 4 | 1 | 4 | | | | | | | | 0.0 | |
| 8 Krishna Y | . .W | c Jay Patel b Sunny Patel | 0 | 3 | 9 | 3 | | | | | | | | 0.0 | |
| 9 Nadeem Solanki | .111.1. . .12.12.141W | c Suryansh Kumar b Dhrumil Patel | 16 | 20 | 22 | 9 | 8 | 2 | | 1 | | | 55% | 80.0 | |
| 10 Sunny Patel | .1. .W.1- | run out (Ishan Patel) | 2 | 7 | 1 | 5 | 2 | | | | | | 29% | 28.6 | |
| 11 Rajaram | . .131. | not out | 5 | 6 | 10 | 3 | 2 | | 1 | | | | 50% | 83.3 | |
| 12 Prasad T | .1.2. .W | c Sunny Patel b Param Cheema | 3 | 7 | 3 | 5 | 1 | 1 | | | | | 29% | 42.9 | |
| 16.2 OVERS | | | EXTRAS: 13 (6wd 1nb 0lb 6b 0p) | | | TOTAL | | | 91 | RUNS | | | | | |

| FOW | 1 | 2 | 3 | 4 | 5 | 6 | 7 | 8 | 9 | 10 | 11 |
|--------|----------|--------|---------|------|-----------|---------|-----------|---------|----------------|----------|-------------|
| SCORE | 2 | 2 | 12 | 14 | 28 | 32 | 46 | 76 | 87 | 90 | 91 |
| OUT | Harpreet | Jaffer | Hyder G | Udit | Shabeer M | Kiran B | Krishna Y | Adnan P | Nadeem Solanki | Prasad T | Sunny Patel |
| OVER | 0.4 | 0.5 | 2.1 | 3.2 | 4.6 | 5.5 | 8.1 | 13.1 | 14.4 | 15.5 | 16.2 |
| P'SHIP | 2 | 0 | 10 | 2 | 14 | 4 | 14 | 30 | 11 | 3 | 1 |

| BOWLER | 1 | 2 | 3 | 4 | 5 | 6 | 7 | 8 | 9 | 10 | 11 | 12 | 13 | 14 | 15 | O | M | R | W | WD | NB | ECON |
|----------------------|----------------------------|----|---|---|---|---|---|---|---|----|----|----|----|----|----|-----|---|----|---|----|----|------|
| Jay Patel (RM) | R 1 W 2 WD 1 NB 1 | 10 | 1 | 1 | | | | | | | | | | | | 3.2 | | 15 | 4 | 2 | 1 | 4.50 |
| Subash Shrestha (RM) | R 9 W WD NB | | | | | | | | | | | | | | | 1 | | 9 | | | | 9.00 |
| Suryansh Kumar | R 3 W 1 WD 1 NB 1 | 3 | 1 | 1 | 6 | 5 | | | | | | | | | | 4 | | 19 | 2 | 2 | | 4.75 |
| Rizwan Zafar (LM) | R 3 W WD NB | 1 | | | | | | | | | | | | | | 1 | | 4 | | 1 | | 4.00 |
| Sunny Patel (RM) | R 9 W WD NB | 1 | | | | | | | | | | | | | | 1 | | 9 | 1 | | | 9.00 |
| Dhrumil Patel (RM) | R 6 W WD NB | 5 | 7 | 1 | | | | | | | | | | | | 3 | | 19 | 1 | 1 | | 6.33 |
| Param Cheema (RM) | R 3 W WD NB | 5 | 2 | 1 | | | | | | | | | | | | 3 | | 10 | 2 | | | 3.33 |

Sonoma Gullies vs Autodesk

Sonoma Gullies INNINGS

Venue Midway Green, Napa Valley Expo

Toss won by: Autodesk

Sat 24-Aug-2019

| BATSMAN | RUNS | HOW OUT | R | B | M | 0s | 1s | 2s | 3s | 4s | 5s | 6s | SS | SR |
|----------------------|-----------------------------|-----------------------------|-------------------------------|----|----|-------|----|----|------|----|----|----|-----|-------|
| 1 Subash Shrestha | W | c Prasad T b Nadeem Solanki | 0 | 1 | 0 | 1 | | | | | | | | 0.0 |
| 2 Sushil Kumar | 2..4W | c Hyder G b Nadeem Solanki | 6 | 5 | 3 | 3 | 1 | 1 | | | | | 40% | 120.0 |
| 3 Anu Shah | W | c Adnan P b Prasad T | 0 | 1 | 0 | 1 | | | | | | | | 0.0 |
| 4 Dhrumil Patel |4.2.W | c Prasad T b Nadeem Solanki | 6 | 11 | 16 | 9 | 1 | 1 | | | | | 18% | 54.5 |
| 5 Rizwan Zafar (LHB) | ..4W | b Nadeem Solanki | 4 | 3 | 4 | 2 | | | 1 | | | | 33% | 133.3 |
| 6 Sunny Patel | ..1..W.1- | run out (Ishan Patel) | 2 | 7 | 7 | 5 | 2 | | | | | | 29% | 28.6 |
| 7 Suryansh Kumar |1.....2....14.1.44.2..W | c Shabeer M b Jaffer | 19 | 27 | 37 | 19 | 3 | 2 | 3 | | | | 30% | 70.4 |
| 8 Ishan Patel | ..2.4.4.2.....1.....26W | b Krishna Y | 21 | 24 | 31 | 17 | 1 | 3 | 2 | 1 | | | 29% | 87.5 |
| 9 Jay Patel | ..1...1 | not out | 2 | 7 | 9 | 5 | 2 | | | | | | 29% | 28.6 |
| 10 Param Cheema | 1122..446.44 | not out | 28 | 12 | 8 | 3 | 2 | 2 | 4 | 1 | | | 75% | 233.3 |
| 11 Himanshu Patel | | | | | | | | | | | | | | |
| 12 Suyash Kumar | | | | | | | | | | | | | | |
| 16.0 OVERS | | | EXTRAS: 8 (7wd 0nb 1lb 0b 0p) | | | TOTAL | | 95 | RUNS | | | | | |

| FOW | 1 | 2 | 3 | 4 | 5 | 6 | 7 | 8 | 9 | 10 |
|--------|--------------|-----------------|----------|--------------|---------------|----------------|-------------|-------------|---|----|
| SCORE | 6 | 6 | 6 | 11 | 19 | 53 | 63 | 63 | | |
| OUT | Sushil Kumar | Subash Shrestha | Anu Shah | Rizwan Zafar | Dhrumil Patel | Suryansh Kumar | Ishan Patel | Sunny Patel | | |
| OVER | 0.5 | 0.6 | 1.2 | 2.2 | 4.2 | 11.2 | 12.4 | 13.1 | | |
| P'SHIP | 6 | 0 | 0 | 5 | 8 | 34 | 10 | 0 | | |

| BOWLER | 1 | 2 | 3 | 4 | 5 | 6 | 7 | 8 | 9 | 10 | 11 | 12 | 13 | 14 | 15 | O | M | R | W | WD | NB | ECON |
|---------------------|--------------------------|-------------|--------|---------|---|---|---|---|---|----|----|----|----|----|----|---|---|----|---|----|----|-------|
| Nadeem Solanki (RM) | R 6 W 2 WD NB | 4 1 | 1 1 | 2 | | | | | | | | | | | | 4 | | 13 | 4 | | | 3.25 |
| Prasad T (RM) | R 1 W WD NB | 6 1 | | | | | | | | | | | | | | 2 | 1 | 7 | 1 | 1 | | 3.50 |
| Kiran B (RM) | R 6 W WD NB | 6 1 | | | | | | | | | | | | | | 2 | | 14 | | 2 | | 7.00 |
| Krishna Y (RM) | R 7 W WD NB | 1 | 8 1 | 12 1 | | | | | | | | | | | | 4 | | 29 | 1 | 2 | | 7.25 |
| Hyder G | R 10 W WD NB | | | | | | | | | | | | | | | 1 | | 10 | | | | 10.00 |
| Jaffer (c) (RM) | R 1 W 1 WD 1 NB | 3 1 1 | 15 | | | | | | | | | | | | | 3 | | 21 | 2 | 2 | | 7.00 |

Sonoma Gullies vs Autodesk

Autodesk INNINGS

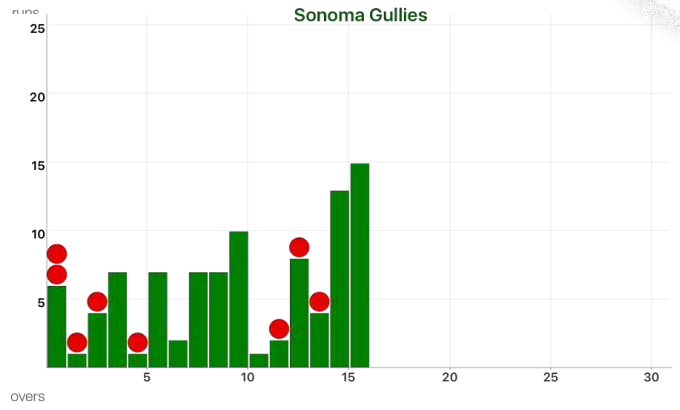
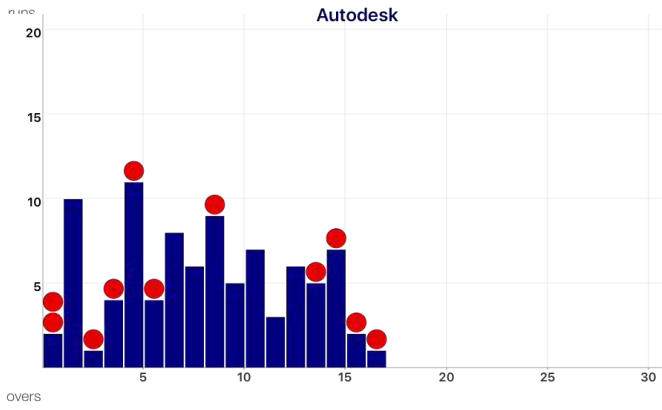
| O | RUNS | WKT | BOWLER | BALL BY BALL |
|----|------|-----|-----------------|-------------------|
| 1 | 2 | 2 | Jay Patel | 1wd . 1 . W W . |
| 2 | 12 | 2 | Subash Shrestha | . 1by 4 1 4 . |
| 3 | 13 | 3 | Jay Patel | W 1wd . |
| 4 | 17 | 4 | Suryansh Kumar | 1 W . 1wd . 2 . |
| 5 | 28 | 5 | Jay Patel | 1nb 4 2 . 2 2 W |
| 6 | 32 | 6 | Suryansh Kumar | 3 . 1wd . . W . |
| 7 | 40 | 6 | Rizwan Zafar | . 1wd . 2 . 1 4by |
| 8 | 46 | 6 | Suryansh Kumar | 2 . 2 . . 2 |
| 9 | 55 | 7 | Sunny Patel | W . 1 4 4 . |
| 10 | 60 | 7 | Suryansh Kumar | 1 2 . 1 1 . |
| 11 | 67 | 7 | Dhrumil Patel | . 1 . 1 4 1wd . |
| 12 | 70 | 7 | Param Cheema | 1 2 |
| 13 | 76 | 7 | Dhrumil Patel | 2 . 1 1by 2 . |
| 14 | 81 | 8 | Param Cheema | W . . 1 1 3 |
| 15 | 88 | 9 | Dhrumil Patel | 4 1 1 W . 1 |
| 16 | 90 | 10 | Param Cheema | . 2 . . W . |
| 17 | 91 | 11 | Jay Patel | 1 W |

Sonoma Gullies INNINGS

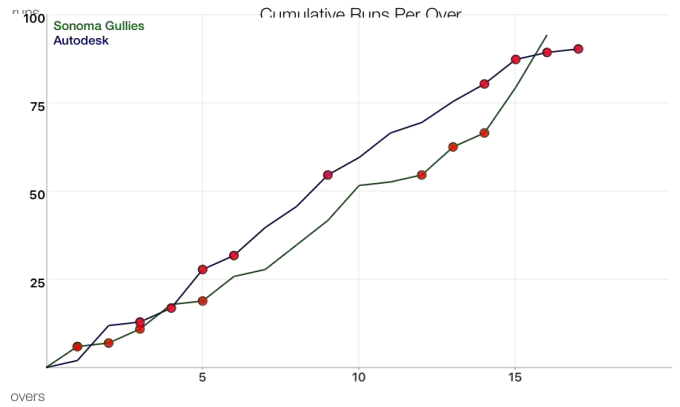
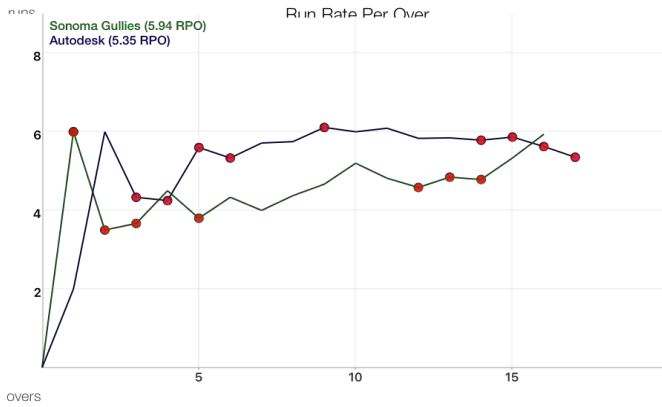
| O | RUNS | WKT | BOWLER | BALL BY BALL |
|----|------|-----|----------------|-----------------|
| 1 | 6 | 2 | Nadeem Solanki | 2 . . 4 W W |
| 2 | 7 | 3 | Prasad T | . W 1lb . . . |
| 3 | 11 | 4 | Nadeem Solanki | 4 W |
| 4 | 18 | 4 | Prasad T | . 1wd . 4 . 2 . |
| 5 | 19 | 5 | Nadeem Solanki | 1 W |
| 6 | 26 | 5 | Kiran B | 1wd . . 2 . 4 . |
| 7 | 28 | 5 | Nadeem Solanki | . 2 |
| 8 | 35 | 5 | Kiran B | 4 . 2 . 1wd . . |
| 9 | 42 | 5 | Krishna Y | 1 . 1 4 . 1 |
| 10 | 52 | 5 | Hyder G | . 4 4 . 2 . |
| 11 | 53 | 5 | Krishna Y | . . 1wd |
| 12 | 55 | 6 | Jaffer | . W . 1 1wd . . |
| 13 | 63 | 7 | Krishna Y | . 2 6 W . . |
| 14 | 67 | 8 | Jaffer | W 1wd 1 1 1 . . |
| 15 | 80 | 8 | Krishna Y | 2 2 . . 4 1wd 4 |
| 16 | 95 | 8 | Jaffer | . 1 6 . 4 4 |

Sonoma Gullies vs Autodesk

Manhattan



WORM



Sonoma Gullies vs Autodesk

Batsmans Stats.

| BATSMAN | TEAM | R | B | MIN | 4s | 6s | SR | SS | N/O | 50s | 100s |
|--------------------|----------------|----|----|-----|----|----|-------|-------|-----|-----|------|
| 1 Adnan P | Autodesk | 32 | 30 | 41 | 3 | | 106.7 | 46.7% | | | |
| 2 Param Cheema | Sonoma Gullies | 28 | 12 | 8 | 4 | 1 | 233.3 | 75.0% | 1 | | |
| 3 Ishan Patel | Sonoma Gullies | 21 | 24 | 31 | 2 | 1 | 87.5 | 29.2% | | | |
| 4 Suryansh Kumar | Sonoma Gullies | 19 | 27 | 37 | 3 | | 70.4 | 29.6% | | | |
| 5 Nadeem Solanki | Autodesk | 16 | 20 | 22 | 1 | | 80.0 | 55.0% | | | |
| 6 Shabeer M | Autodesk | 11 | 8 | 9 | 1 | | 137.5 | 75.0% | | | |
| 7 Sushil Kumar | Sonoma Gullies | 6 | 5 | 3 | 1 | | 120.0 | 40.0% | | | |
| 8 Dhrumil Patel | Sonoma Gullies | 6 | 11 | 16 | 1 | | 54.5 | 18.2% | | | |
| 9 Hyder G | Autodesk | 5 | 4 | 5 | 1 | | 125.0 | 50.0% | | | |
| 10 Rajaram | Autodesk | 5 | 6 | 10 | | | 83.3 | 50.0% | 1 | | |
| 11 Udit | Autodesk | 5 | 12 | 16 | 1 | | 41.7 | 16.7% | | | |
| 12 Rizwan Zafar | Sonoma Gullies | 4 | 3 | 4 | 1 | | 133.3 | 33.3% | | | |
| 13 Prasad T | Autodesk | 3 | 7 | 3 | | | 42.9 | 28.6% | | | |
| 14 Jay Patel | Sonoma Gullies | 2 | 7 | 9 | | | 28.6 | 28.6% | 1 | | |
| 15 Sunny Patel | Autodesk | 1 | 2 | 1 | | | 50.0 | 50.0% | | | |
| 16 Sunny Patel | Sonoma Gullies | 1 | 5 | 7 | | | 20.0 | 20.0% | | | |
| 17 Anu Shah | Sonoma Gullies | 0 | 1 | | | | 0.0 | | | | |
| 18 Jaffer | Autodesk | 0 | 1 | | | | 0.0 | | | | |
| 19 Kiran B | Autodesk | 0 | 4 | 1 | | | 0.0 | | | | |
| 20 Krishna Y | Autodesk | 0 | 3 | 9 | | | 0.0 | | | | |
| 21 Subash Shrestha | Sonoma Gullies | 0 | 1 | | | | 0.0 | | | | |
| 22 Harpreet | Autodesk | 0 | 2 | | | | 0.0 | | | | |

Bowlers Stats.

| BOWLER | TEAM | W | R | O | M | B | WD | NB | CT | ST | ECON | AVG | SR |
|--------------------|----------------|---|----|-----|---|----|----|----|----|----|-------|-------|-------|
| 1 Jay Patel | Sonoma Gullies | 4 | 15 | 3.2 | | 20 | 2 | 1 | 1 | | 4.50 | 3.75 | 5.00 |
| 2 Nadeem Solanki | Autodesk | 4 | 13 | 4.0 | | 24 | | | | | 3.25 | 3.25 | 6.00 |
| 3 Param Cheema | Sonoma Gullies | 2 | 10 | 3.0 | | 18 | | | 2 | | 3.33 | 5.00 | 9.00 |
| 4 Suryansh Kumar | Sonoma Gullies | 2 | 19 | 4.0 | | 24 | 2 | | 1 | | 4.75 | 9.50 | 12.00 |
| 5 Jaffer | Autodesk | 2 | 21 | 3.0 | | 18 | 2 | | | | 7.00 | 10.50 | 9.00 |
| 6 Prasad T | Autodesk | 1 | 7 | 2.0 | 1 | 12 | 1 | | 2 | | 3.50 | 7.00 | 12.00 |
| 7 Sunny Patel | Sonoma Gullies | 1 | 9 | 1.0 | | 6 | | | 1 | | 9.00 | 9.00 | 6.00 |
| 8 Dhrumil Patel | Sonoma Gullies | 1 | 19 | 3.0 | | 18 | 1 | | 2 | | 6.33 | 19.00 | 18.00 |
| 9 Krishna Y | Autodesk | 1 | 29 | 4.0 | | 24 | 2 | | | | 7.25 | 29.00 | 24.00 |
| 10 Rizwan Zafar | Sonoma Gullies | | 4 | 1.0 | | 6 | 1 | | | | 4.00 | | |
| 11 Subash Shrestha | Sonoma Gullies | | 9 | 1.0 | | 6 | | | | | 9.00 | | |
| 12 Hyder G | Autodesk | | 10 | 1.0 | | 6 | | | 1 | | 10.00 | | |
| 13 Kiran B | Autodesk | | 14 | 2.0 | | 12 | 2 | | | | 7.00 | | |