

Napa Valley Cricket Club vs Sonoma Gullies

on

Saturday 01 June 2013

at

Sonoma Gullies won by 60 runs

Team **Napa Valley Cricket Club**

Score **72 for 11**

Overs **21.0**

Players **Amrish**

Phil Bourke (wk)

JC van Staden

Caen Healy (wk)

Peter Carson

Bijoy Ojha

Inderjeet Singh

Scott Curwood

Tim Irwin

Andrew Healey

Angus Cleland

Mark Buckley

Nick Withers

Team **Sonoma Gullies**

Score **132 for 10**

Overs **26.3**

Players **Waqar**

Arjun

Rizwan

Anu

Shankar

Sunny

Zia

Shivam

Avin

Nissen

Jibran

Bhavin

Napa Valley Cricket Club vs Sonoma Gullies

Sonoma Gullies INNINGS

Venu

Toss won by: Napa Valley Cricket Club

Sat 01-Jun-2013

| BATSMAN | RUNS | HOW OUT | R | B | M | 0s | 1s | 2s | 3s | 4s | 5s | 6s | SS | SR | |
|------------|-----------------------------------|-----------------------------------|---------------------------------|----|----|-------|----|----|-----|------|----|----|-----|-------|--|
| 1 Waqar | ..11.....1..2.4... | c Nick Withers b Tim Irwin | 9 | 23 | 29 | 18 | 3 | 1 | | 1 | | | 22% | 39.1 | |
| 2 Arjun |1..4.1.... | lbw b Inderjeet Singh | 6 | 16 | 14 | 13 | 2 | | | | 1 | | 19% | 37.5 | |
| 3 Rizwan | :: | run out (Scott Curwood) | 0 | 2 | 0 | 2 | | | | | | | | 0.0 | |
| 4 Anu | ..1..44..4.1.2.....11.1.. | c Scott Curwood b Bijoy Ojha | 19 | 25 | 35 | 16 | 5 | 1 | | 3 | | | 36% | 76.0 | |
| 5 Shankar | ..1....6.1.....2.4....4.4..21..1. | b Angus Cleland | 26 | 33 | 39 | 23 | 4 | 2 | | 3 | 1 | | 30% | 78.8 | |
| 6 Sunny | ...112.1.1.. | lbw b Angus Cleland | 6 | 12 | 24 | 7 | 4 | 1 | | | | | 42% | 50.0 | |
| 7 Zia | ..1....1.....4.1..1..22.1..1.4.. | c Inderjeet Singh b JC van Staden | 18 | 32 | 43 | 20 | 6 | 2 | | 2 | | | 38% | 56.2 | |
| 8 Shivam | :: | lbw b Angus Cleland | 0 | 2 | 1 | 2 | | | | | | | | 0.0 | |
| 9 Avin | ..4.1...4.22.. | c Tim Irwin b Scott Curwood | 13 | 13 | 17 | 8 | 1 | 2 | | 2 | | | 38% | 100.0 | |
| 10 Nissen |1. | c Bijoy Ojha b JC van Staden | 1 | 7 | 11 | 5 | 1 | | | | | | 29% | 14.3 | |
| 11 Jibran | | not out | 0 | 0 | 0 | | | | | | | | | | |
| 12 Bhavin | | | | | | | | | | | | | | | |
| 26.3 OVERS | | | EXTRAS: 34 (30wd 4nb 0lb 0b 0p) | | | TOTAL | | | 132 | RUNS | | | | | |

| FOW | 1 | 2 | 3 | 4 | 5 | 6 | 7 | 8 | 9 | 10 |
|--------|-------|--------|-------|------|---------|-------|--------|------|--------|------|
| SCORE | 9 | 10 | 32 | 54 | 81 | 88 | 89 | 116 | 126 | 132 |
| OUT | Arjun | Rizwan | Waqar | Anu | Shankar | Sunny | Shivam | Avin | Nissen | Zia |
| OVER | 4.4 | 5.3 | 9.4 | 14.2 | 17.5 | 19.2 | 19.4 | 23.4 | 26.1 | 26.3 |
| P'SHIP | 9 | 1 | 22 | 22 | 27 | 7 | 1 | 27 | 10 | 6 |

| BOWLER | 1 | 2 | 3 | 4 | 5 | 6 | 7 | 8 | 9 | 10 | 11 | 12 | 13 | 14 | 15 | O | M | R | W | WD | NB | ECON | |
|-------------------|----|---|---|---|---|---|---|---|---|----|----|----|----|----|----|---|-----|---|----|----|----|------|-------|
| Inderjeet Singh | R | | | 8 | 2 | 5 | | | | | | | | | | | 6 | 3 | 15 | 1 | | | 2.50 |
| | W | | | 1 | | | | | | | | | | | | | | | | | | | |
| | NB | | | | | | | | | | | | | | | | | | | | | | |
| Tim Irwin | R | 3 | 5 | 2 | 7 | 4 | | | | | | | | | | | 5 | | 22 | 1 | 1 | | 4.40 |
| | W | | | | | 1 | | | | | | | | | | | | | | | | | |
| | NB | 1 | | | | | | | | | | | | | | | | | | | | | |
| Bijoy Ojha | R | 2 | 2 | 4 | 6 | | | | | | | | | | | | 4 | | 19 | 1 | 5 | | 4.75 |
| | W | | | 1 | | | | | | | | | | | | | | | | | | | |
| | NB | 1 | 1 | 1 | 2 | | | | | | | | | | | | | | | | | | |
| Nick Withers (RM) | R | 8 | 5 | 5 | | | | | | | | | | | | | 3 | | 25 | | 7 | | 8.33 |
| | W | | | | | | | | | | | | | | | | | | | | | | |
| | NB | | 2 | 5 | | | | | | | | | | | | | | | | | | | |
| Angus Cleland | R | 2 | 4 | 6 | | | | | | | | | | | | | 3 | | 20 | 3 | 8 | | 6.67 |
| | W | 1 | 2 | | | | | | | | | | | | | | | | | | | | |
| | NB | 4 | 3 | 1 | | | | | | | | | | | | | | | | | | | |
| Peter Carson (LB) | R | 2 | 2 | 7 | | | | | | | | | | | | | 3 | | 19 | | 7 | 1 | 6.33 |
| | W | | | | | | | | | | | | | | | | | | | | | | |
| | NB | 4 | 1 | 2 | | | | | | | | | | | | | | | | | | | |
| Scott Curwood | R | 1 | 2 | | | | | | | | | | | | | | 2 | | 6 | 1 | 2 | 1 | 3.00 |
| | W | 1 | | | | | | | | | | | | | | | | | | | | | |
| | NB | 2 | | | | | | | | | | | | | | | | | | | | | |
| JC van Staden | R | 4 | | | | | | | | | | | | | | | 0.3 | | 6 | 2 | | 2 | 20.00 |
| | W | 2 | | | | | | | | | | | | | | | | | | | | | |
| | NB | 2 | | | | | | | | | | | | | | | | | | | | | |

Napa Valley Cricket Club vs Sonoma Gullies

Napa Valley Cricket Club INNINGS

Venu

Toss won by: **Napa Valley Cricket Club**

Sat 01-Jun-2013

| BATSMAN | RUNS | HOW OUT | R | B | M | 0s | 1s | 2s | 3s | 4s | 5s | 6s | SS | SR | |
|------------------------|-------------------------|-------------------|---------------------------------|----|----|-------|----|----|------|----|----|----|-----|-------|--|
| 1 Amrish |1...21.1.....1.11. | b Zia | 8 | 27 | 35 | 19 | 6 | 1 | | | | | 30% | 29.6 | |
| 2 Phil Bourke (wk) | | c Anu b Nissen | 0 | 1 | 0 | 1 | | | | | | | | 0.0 | |
| 3 JC van Staden | | lbw b Nissen | 0 | 2 | 0 | 2 | | | | | | | | 0.0 | |
| 4 Caen Healy (wk) | | b Bhavin | 0 | 18 | 24 | 16 | | | | | | | 11% | 0.0 | |
| 5 Peter Carson |1.1. | lbw b Sunny | 2 | 12 | 16 | 10 | 2 | | | | | | 17% | 16.7 | |
| 6 Bijoy Ojha | ...211..1111.. | c Zia b Shankar | 8 | 15 | 27 | 7 | 6 | 1 | | | | | 53% | 53.3 | |
| 7 Inderjeet Singh | ...21.21112.2.4..1.4.. | c Arjun b Shankar | 21 | 22 | 36 | 11 | 5 | 4 | | 2 | | | 50% | 95.5 | |
| 8 Scott Curwood | 4.2.1.....1.1. | b Shankar | 9 | 15 | 34 | 8 | 3 | 1 | | 1 | | | 47% | 60.0 | |
| 9 Tim Irwin | ...1.. | b Shankar | 1 | 7 | 7 | 6 | 1 | | | | | | 14% | 14.3 | |
| 10 Andrew Healey (LHB) | | c Anu b Sunny | 0 | 3 | 3 | 3 | | | | | | | | 0.0 | |
| 11 Angus Cleland | 4.. | c Bhavin b Arjun | 4 | 3 | 6 | 2 | | | | | 1 | | 33% | 133.3 | |
| 12 Mark Buckley | | not out | 0 | 4 | 0 | 4 | | | | | | | | 0.0 | |
| 13 Nick Withers | | | | | | | | | | | | | | | |
| 21.0 OVERS | | | EXTRAS: 19 (10wd 3nb 0lb 6b 0p) | | | TOTAL | | 72 | RUNS | | | | | | |

| FOW | 1 | 2 | 3 | 4 | 5 | 6 | 7 | 8 | 9 | 10 | 11 |
|--------|-------------|---------------|------------|--------|--------------|------------|-----------------|-----------|---------------|---------------|---------------|
| SCORE | 0 | 0 | 13 | 19 | 23 | 43 | 61 | 67 | 68 | 72 | 72 |
| OUT | Phil Bourke | JC van Staden | Caen Healy | Amrish | Peter Carson | Bijoy Ojha | Inderjeet Singh | Tim Irwin | Andrew Healey | Scott Curwood | Angus Cleland |
| OVER | 0.1 | 0.3 | 5.6 | 9.1 | 10.4 | 14.1 | 16.4 | 18.5 | 19.4 | 20.1 | 20.6 |
| P'SHIP | 0 | 0 | 13 | 6 | 4 | 20 | 18 | 6 | 1 | 4 | 0 |

| BOWLER | 1 | 2 | 3 | 4 | 5 | 6 | 7 | 8 | 9 | 10 | 11 | 12 | 13 | 14 | 15 | O | M | R | W | WD | NB | ECON | |
|---------|----|---|---|---|---|---|---|---|---|----|----|----|----|----|----|---|-----|---|----|----|----|------|------|
| Nissen | R | | | 3 | 1 | | | | | | | | | | | | | | | | | | |
| | W | 2 | | | | | | | | | | | | | | | 4 | 1 | 7 | 2 | 3 | | 1.75 |
| | WD | | 1 | | 2 | | | | | | | | | | | | | | | | | | |
| | NB | | | | | | | | | | | | | | | | | | | | | | |
| Bhavin | R | | 1 | 1 | 1 | | | | | | | | | | | | | | | | | | |
| | W | | | 1 | | | | | | | | | | | | | 4 | | 6 | 1 | 1 | 2 | 1.50 |
| | WD | | | | | | | | | | | | | | | | | | | | | | |
| | NB | 1 | | 1 | | | | | | | | | | | | | | | | | | | |
| Sunny | R | 2 | 2 | 6 | 5 | | | | | | | | | | | | | | | | | | |
| | W | | 1 | | 1 | | | | | | | | | | | | 4 | | 15 | 2 | | | 3.75 |
| | WD | | | | | | | | | | | | | | | | | | | | | | |
| | NB | | | | | | | | | | | | | | | | | | | | | | |
| Zia | R | 2 | 4 | 7 | | | | | | | | | | | | | | | | | | | |
| | W | 1 | | | | | | | | | | | | | | | 3 | | 15 | 1 | 2 | | 5.00 |
| | WD | | 1 | 1 | | | | | | | | | | | | | | | | | | | |
| | NB | | | | | | | | | | | | | | | | | | | | | | |
| Shankar | R | 6 | 5 | 2 | 1 | | | | | | | | | | | | | | | | | | |
| | W | 1 | 1 | 1 | 1 | | | | | | | | | | | | 3.5 | 1 | 17 | 4 | 3 | 1 | 4.86 |
| | WD | 2 | | 1 | | | | | | | | | | | | | | | | | | | |
| | NB | 1 | | | | | | | | | | | | | | | | | | | | | |
| Waqar | R | 5 | | | | | | | | | | | | | | | | | | | | | |
| | W | | | | | | | | | | | | | | | | 2 | 1 | 6 | | 1 | | 3.00 |
| | WD | 1 | | | | | | | | | | | | | | | | | | | | | |
| | NB | | | | | | | | | | | | | | | | | | | | | | |
| Arjun | R | | | | | | | | | | | | | | | | | | | | | | |
| | W | 1 | | | | | | | | | | | | | | | 1 | 1 | | 1 | | | 0.00 |
| | WD | | | | | | | | | | | | | | | | | | | | | | |
| | NB | | | | | | | | | | | | | | | | | | | | | | |

Napa Valley Cricket Club vs Sonoma Gullies

Sonoma Gullies INNINGS

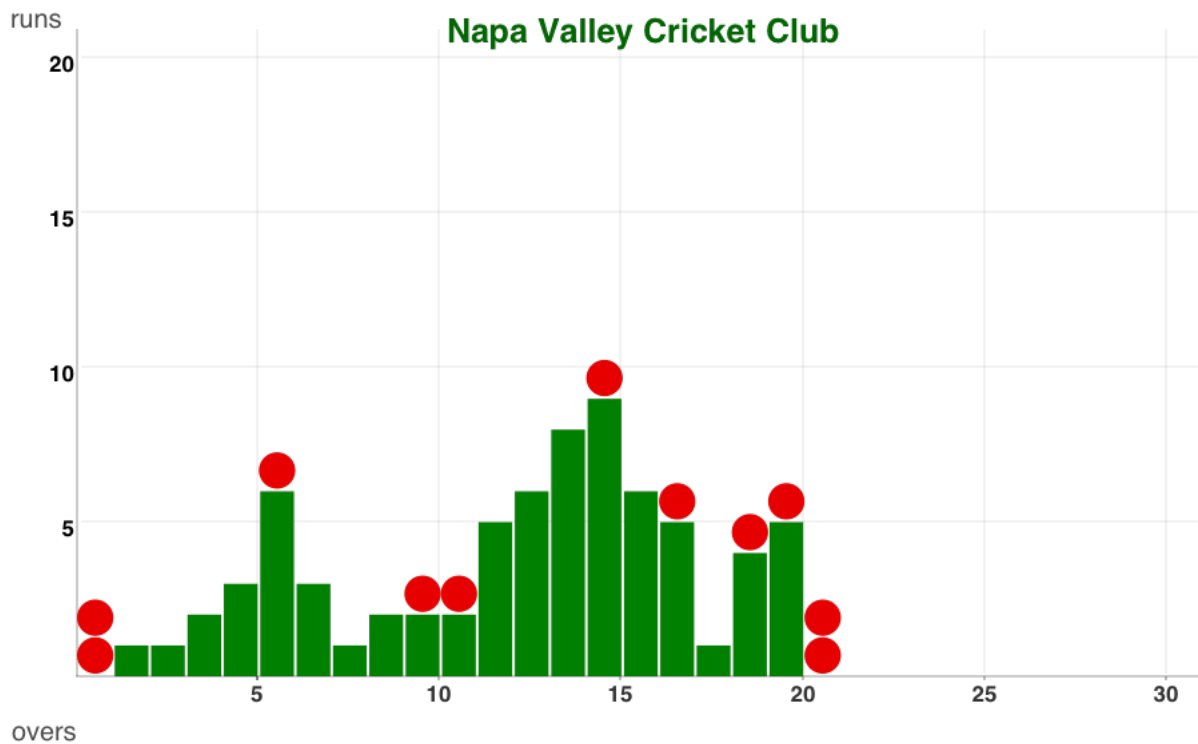
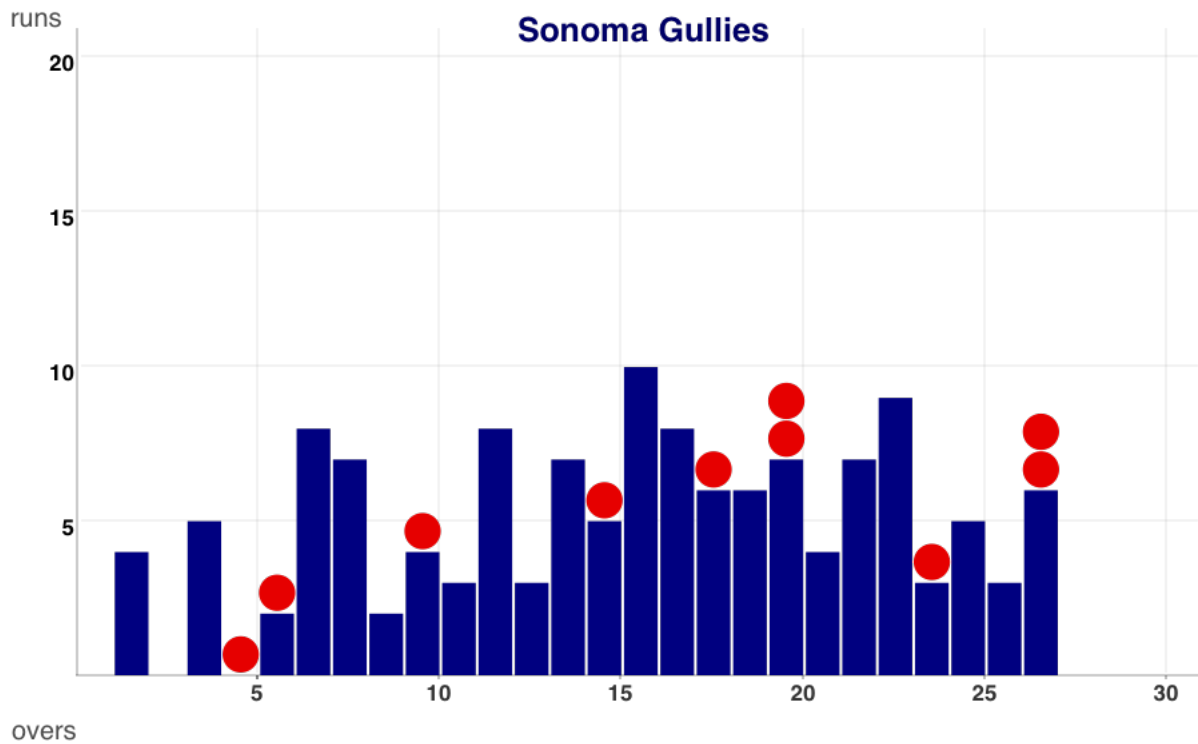
| O | RUNS | WKT | BOWLER | BALL BY BALL |
|----|------|-----|-----------------|---------------------------------|
| 1 | 0 | 0 | Inderjeet Singh | |
| 2 | 4 | 0 | Tim Irwin | . . 1wd 1 1 1 . |
| 3 | 4 | 0 | Inderjeet Singh | |
| 4 | 9 | 0 | Tim Irwin | . 4 . 1 . . |
| 5 | 9 | 1 | Inderjeet Singh | . . . W . . |
| 6 | 11 | 2 | Tim Irwin | . . 1W . 1 . |
| 7 | 19 | 2 | Inderjeet Singh | . . 4 4 . . |
| 8 | 26 | 2 | Tim Irwin | . 4 . 1 2 . |
| 9 | 28 | 2 | Inderjeet Singh | . 2 |
| 10 | 32 | 3 | Tim Irwin | 4 . . W . . |
| 11 | 35 | 3 | Bijoy Ojha | . . 1 1 . 1wd . |
| 12 | 43 | 3 | Nick Withers | 1 . . 6 . 1 |
| 13 | 46 | 3 | Bijoy Ojha | 1wd . 2 |
| 14 | 53 | 3 | Nick Withers | . 1 1wd . 4 . 1wd . |
| 15 | 58 | 4 | Bijoy Ojha | . 1wd W . . 4 . |
| 16 | 68 | 4 | Nick Withers | 1wd 1wd . 1wd . 1wd 1wd . 1 4 . |
| 17 | 76 | 4 | Bijoy Ojha | 1 . 2 1wd 1wd 1 2 . |
| 18 | 82 | 5 | Angus Cleland | . . 1 1wd 1 1wd 1wd W 1wd . |
| 19 | 88 | 5 | Peter Carson | 2wd 1 1wd . 1 1wd . . . |
| 20 | 95 | 7 | Angus Cleland | . W . 1wd W . 1wd 4 1wd . |
| 21 | 99 | 7 | Peter Carson | . 1 1 . . 1nb . 1wd . |
| 22 | 106 | 7 | Angus Cleland | . 1wd . . 4 . 2 |
| 23 | 115 | 7 | Peter Carson | 1wd . 4 1wd . 1 2 . |
| 24 | 118 | 8 | Scott Curwood | . . 1 W . 1wd 1wd . |
| 25 | 123 | 8 | Inderjeet Singh | . . 2 2 . 1 |
| 26 | 126 | 8 | Scott Curwood | . . 1 1nb . . 1 |
| 27 | 132 | 10 | JC van Staden | W 1nb 1nb-4 . W |

Napa Valley Cricket Club INNINGS

| O | RUNS | WKT | BOWLER | BALL BY BALL |
|----|------|-----|---------|-------------------------|
| 1 | 0 | 2 | Nissen | W . W . . . |
| 2 | 1 | 2 | Bhavin | 1nb . |
| 3 | 2 | 2 | Nissen | . . . 1wd . . . |
| 4 | 4 | 2 | Bhavin | . . 1wd 1 . . . |
| 5 | 7 | 2 | Nissen | . . . 2 1 . |
| 6 | 13 | 3 | Bhavin | . 1 4by 1nb . . W |
| 7 | 16 | 3 | Nissen | 1wd 1wd . 1 |
| 8 | 17 | 3 | Bhavin | . 1 |
| 9 | 19 | 3 | Sunny | 1 1 |
| 10 | 21 | 4 | Zia | W 2 |
| 11 | 23 | 5 | Sunny | . 1 1 W . . |
| 12 | 28 | 5 | Zia | 1wd 1 . 2 1 . . |
| 13 | 34 | 5 | Sunny | . 2 1 1 1 1 1 |
| 14 | 42 | 5 | Zia | 1 1 1 1wd 2 . 2 |
| 15 | 51 | 6 | Shankar | 1nb W 4 . . 1wd 2 1wd . |
| 16 | 57 | 6 | Waqar | . 4 1wd . . 1 . |
| 17 | 62 | 7 | Shankar | . 4 . W 1 . |
| 18 | 63 | 7 | Waqar | . . 1by . . . |
| 19 | 67 | 8 | Shankar | 1by 1 1wd 1 . W . |
| 20 | 72 | 9 | Sunny | . 1 . W 4 . |
| 21 | 72 | 11 | Arjun | W W |

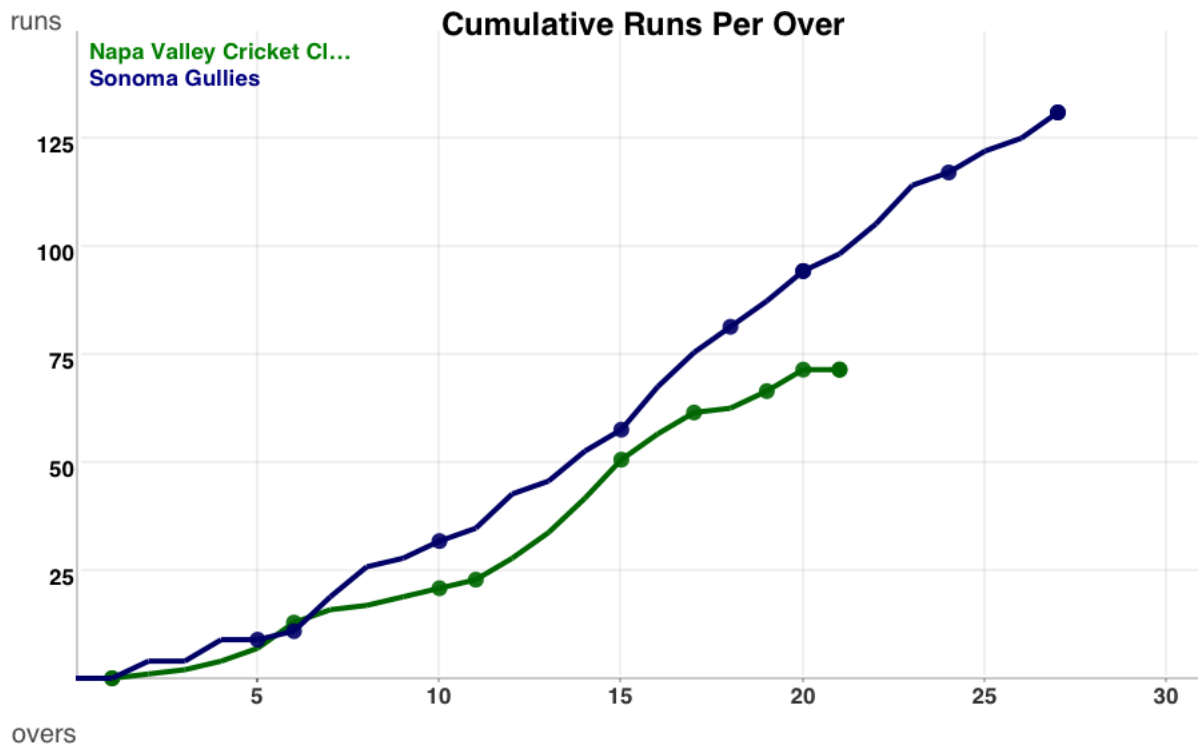
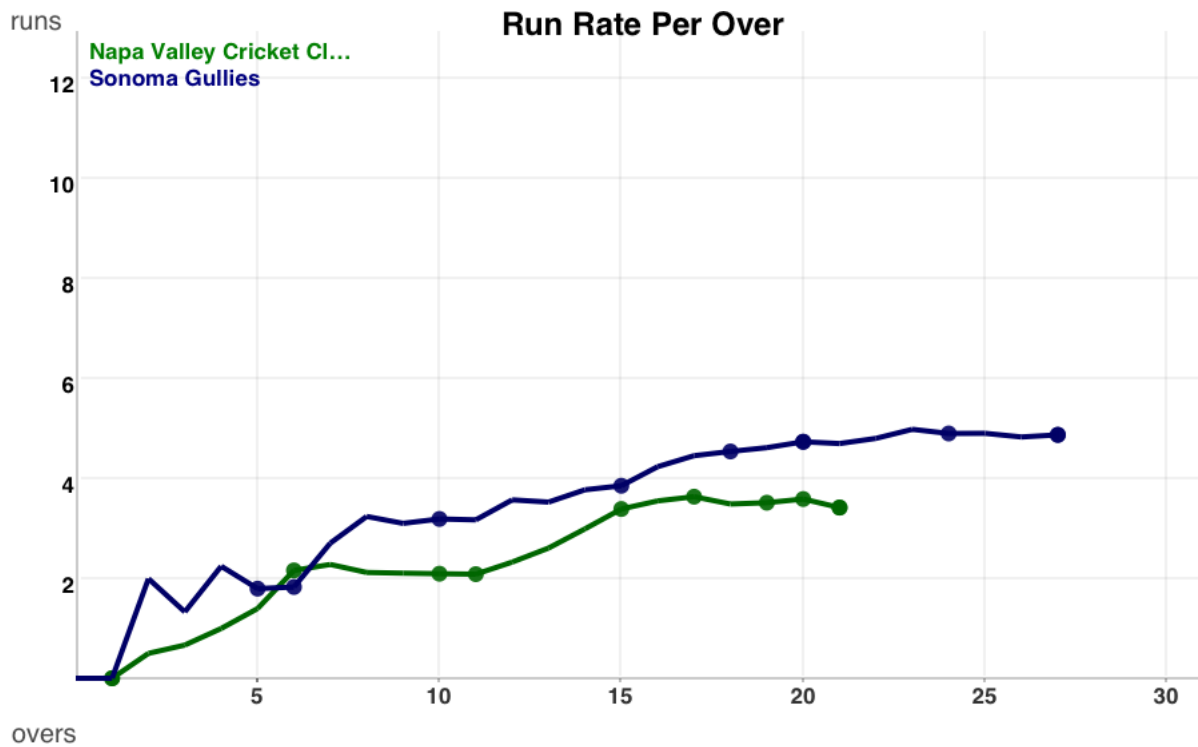
Napa Valley Cricket Club vs Sonoma Gullies

Manhattan



Napa Valley Cricket Club vs Sonoma Gullies

WORM



Napa Valley Cricket Club vs Sonoma Gullies

Batsmans Stats.

| BATSMAN | TEAM | R | B | MIN | 4s | 6s | SR | SS | N/O | 50s | 100s |
|-------------------|--------------------------|----|----|-----|----|----|-------|-------|-----|-----|------|
| 1 Shankar | Sonoma Gullies | 26 | 33 | 39 | 3 | 1 | 78.8 | 30.3% | | | |
| 2 Inderjeet Singh | Napa Valley Cricket Club | 21 | 22 | 36 | 2 | | 95.5 | 50.0% | | | |
| 3 Anu | Sonoma Gullies | 19 | 25 | 35 | 3 | | 76.0 | 36.0% | | | |
| 4 Zia | Sonoma Gullies | 18 | 32 | 43 | 2 | | 56.2 | 37.5% | | | |
| 5 Avin | Sonoma Gullies | 13 | 13 | 17 | 2 | | 100.0 | 38.5% | | | |
| 6 Scott Curwood | Napa Valley Cricket Club | 9 | 15 | 34 | 1 | | 60.0 | 46.7% | | | |
| 7 Waqar | Sonoma Gullies | 9 | 23 | 29 | 1 | | 39.1 | 21.7% | | | |
| 8 Bijoy Ojha | Napa Valley Cricket Club | 8 | 15 | 27 | | | 53.3 | 53.3% | | | |
| 9 Amrish | Napa Valley Cricket Club | 8 | 27 | 35 | | | 29.6 | 29.6% | | | |
| 10 Sunny | Sonoma Gullies | 6 | 12 | 24 | | | 50.0 | 41.7% | | | |
| 11 Arjun | Sonoma Gullies | 6 | 16 | 14 | 1 | | 37.5 | 18.8% | | | |
| 12 Angus Cleland | Napa Valley Cricket Club | 4 | 3 | 6 | 1 | | 133.3 | 33.3% | | | |
| 13 Peter Carson | Napa Valley Cricket Club | 2 | 12 | 16 | | | 16.7 | 16.7% | | | |
| 14 Tim Irwin | Napa Valley Cricket Club | 1 | 7 | 7 | | | 14.3 | 14.3% | | | |
| 15 Nissen | Sonoma Gullies | 1 | 7 | 11 | | | 14.3 | 28.6% | | | |
| 16 Phil Bourke | Napa Valley Cricket Club | 0 | 1 | | | | | | | | |
| 17 Mark Buckley | Napa Valley Cricket Club | 0 | 4 | | | | | | 1 | | |
| 18 JC van Staden | Napa Valley Cricket Club | 0 | 2 | | | | | | | | |
| 19 Andrew Healey | Napa Valley Cricket Club | 0 | 3 | 3 | | | | | | | |
| 20 Caen Healy | Napa Valley Cricket Club | 0 | 18 | 24 | | | | 11.1% | | | |
| 21 Rizwan | Sonoma Gullies | 0 | 2 | | | | | | | | |
| 22 Shivam | Sonoma Gullies | 0 | 2 | 1 | | | | | | | |

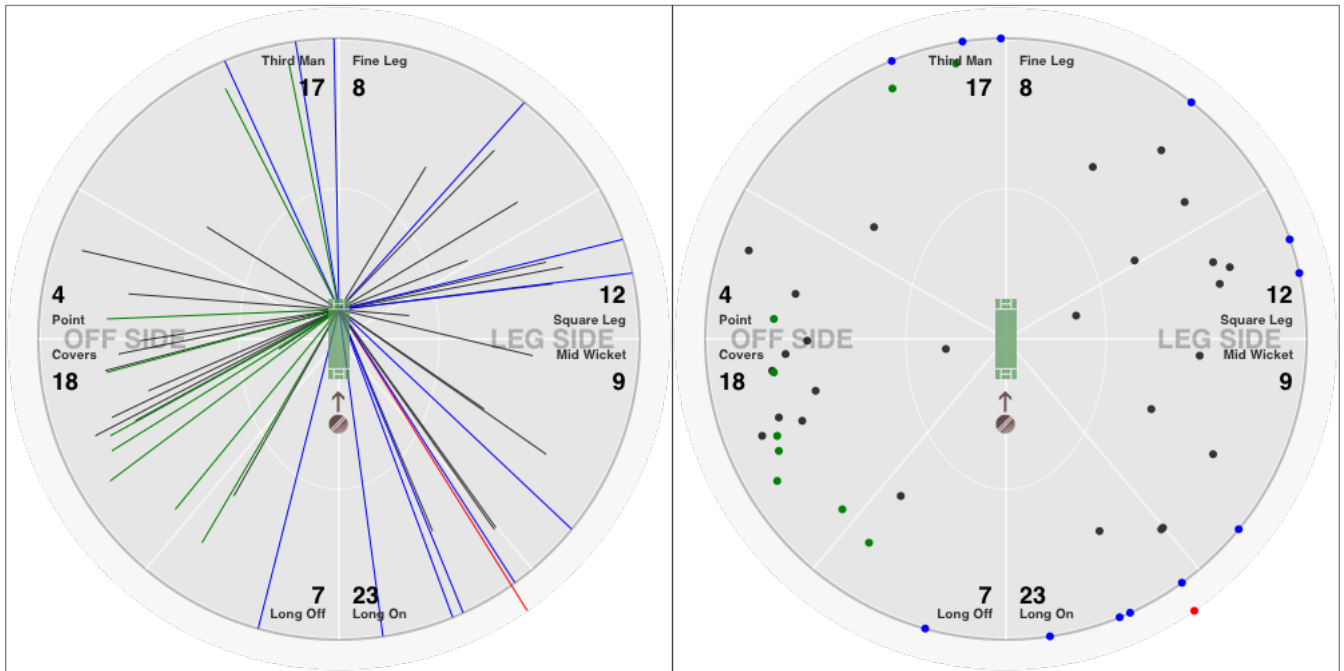
Bowlers Stats.

| BOWLER | TEAM | W | R | O | M | B | WD | NB | ECON | AVG | SR |
|--------------------|--------------------------|---|----|-----|---|----|----|----|-------|-------|-------|
| 1 Shankar | Sonoma Gullies | 4 | 17 | 3.5 | 1 | 27 | 3 | 1 | 4.43 | 4.25 | 6.75 |
| 2 Angus Cleland | Napa Valley Cricket Club | 3 | 20 | 3.0 | | 27 | 8 | | 6.67 | 6.67 | 9.00 |
| 3 JC van Staden | Napa Valley Cricket Club | 2 | 6 | 0.3 | | 5 | | 2 | 12.00 | 3.00 | 2.50 |
| 4 Nissen | Sonoma Gullies | 2 | 7 | 4.0 | 1 | 27 | 3 | | 1.75 | 3.50 | 13.50 |
| 5 Sunny | Sonoma Gullies | 2 | 15 | 4.0 | | 24 | | | 3.75 | 7.50 | 12.00 |
| 6 Arjun | Sonoma Gullies | 1 | | 0.1 | 1 | 1 | | | | | 1.00 |
| 7 Scott Curwood | Napa Valley Cricket Club | 1 | 6 | 2.0 | | 15 | 2 | 1 | 3.00 | 6.00 | 15.00 |
| 8 Bhavin | Sonoma Gullies | 1 | 6 | 4.0 | | 27 | 1 | 2 | 1.50 | 6.00 | 27.00 |
| 9 Zia | Sonoma Gullies | 1 | 15 | 3.0 | | 20 | 2 | | 5.00 | 15.00 | 20.00 |
| 10 Bijoy Ojha | Napa Valley Cricket Club | 1 | 19 | 4.0 | | 29 | 5 | | 4.75 | 19.00 | 29.00 |
| 11 Inderjeet Singh | Napa Valley Cricket Club | 1 | 15 | 6.0 | 3 | 36 | | | 2.50 | 15.00 | 36.00 |
| 12 Tim Irwin | Napa Valley Cricket Club | 1 | 22 | 5.0 | | 31 | 1 | | 4.40 | 22.00 | 31.00 |
| 13 Waqar | Sonoma Gullies | | 6 | 2.0 | 1 | 13 | 1 | | 3.00 | | |
| 14 Peter Carson | Napa Valley Cricket Club | | 19 | 3.0 | | 26 | 7 | 1 | 6.33 | | |
| 15 Nick Withers | Napa Valley Cricket Club | | 25 | 3.0 | | 25 | 7 | | 8.33 | | |

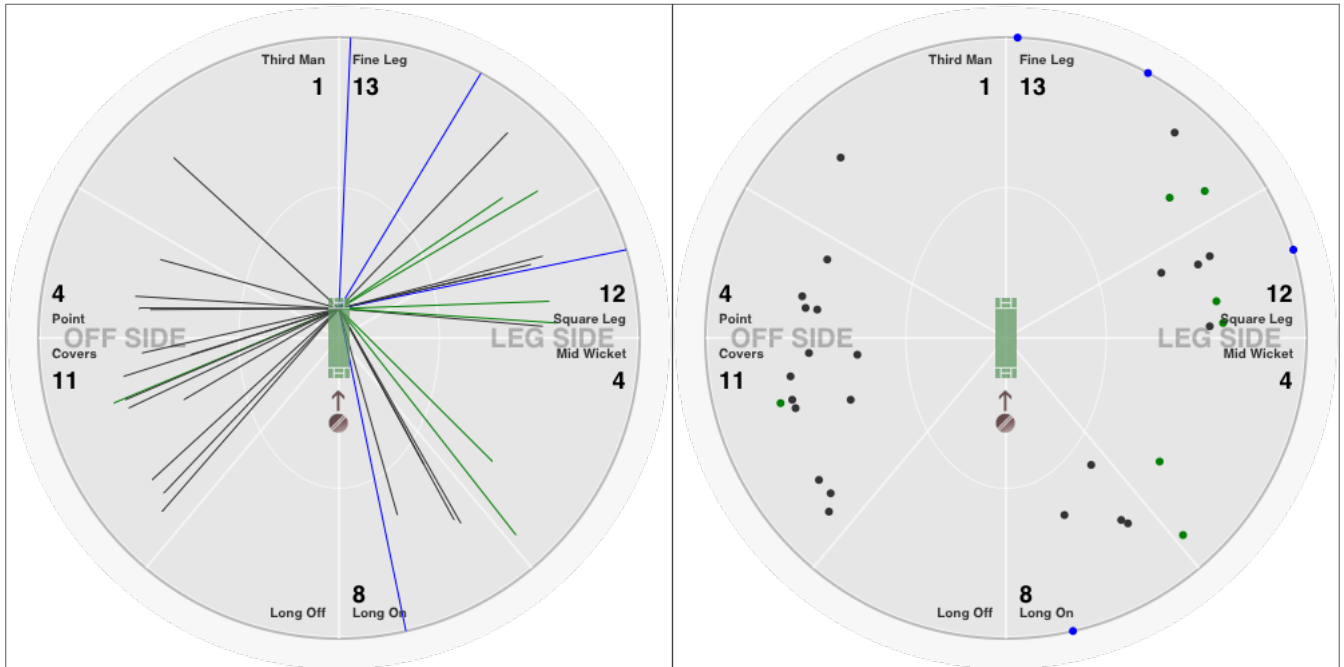
Napa Valley Cricket Club vs Sonoma Gullies

Match Wagon

SONOMA GULLIES Batting (NAPA VALLEY CRICKET CLUB Bowling)

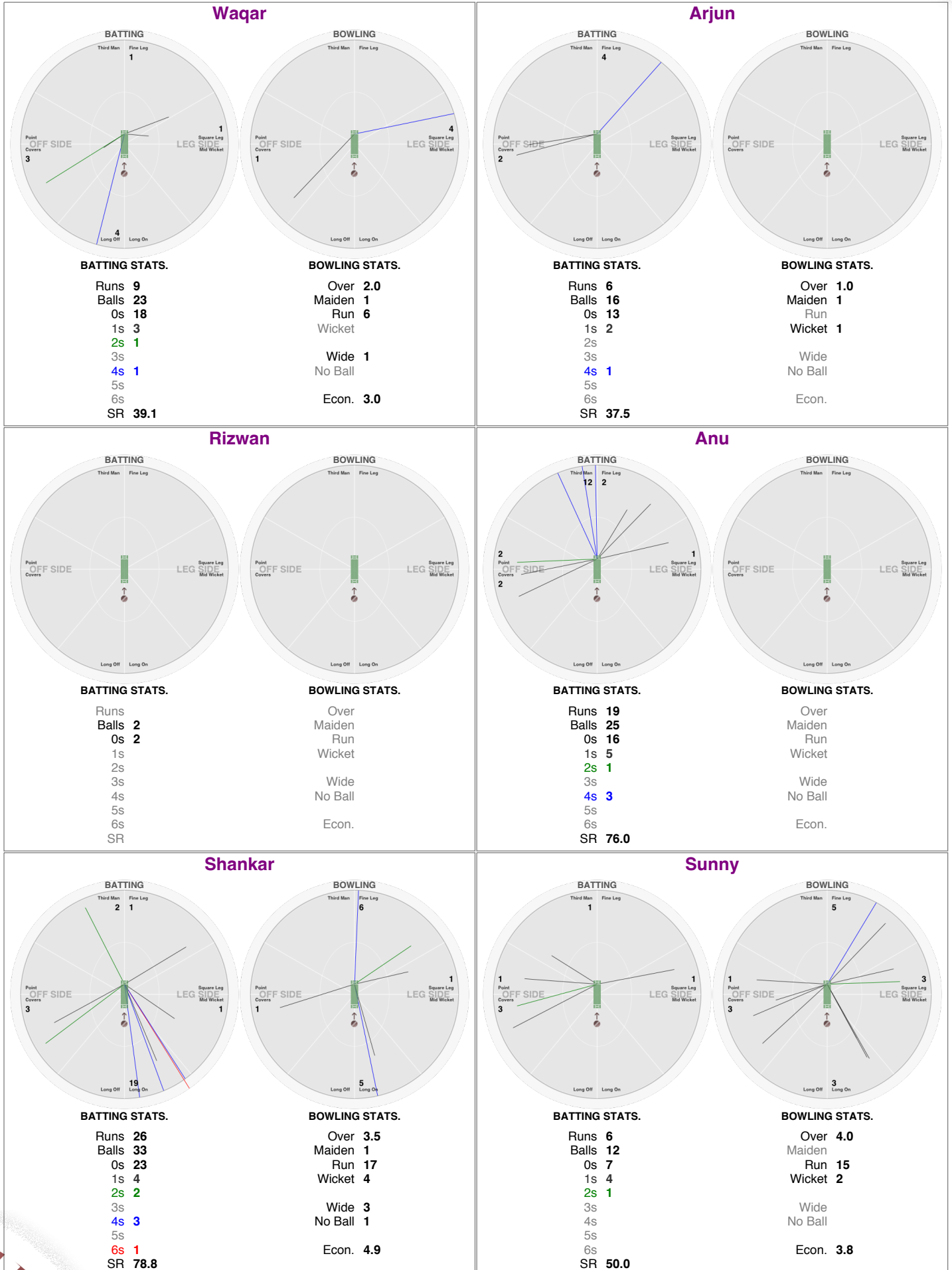


NAPA VALLEY CRICKET CLUB Batting (SONOMA GULLIES Bowling)



Napa Valley Cricket Club vs Sonoma Gullies

Sonoma Gullies



Napa Valley Cricket Club vs Sonoma Gullies

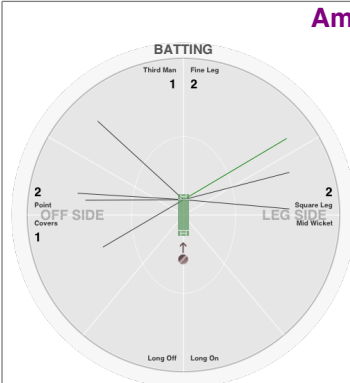
Sonoma Gullies

| | | | |
|--|--|--|--|
| <p style="text-align: center;">Zia</p> <div style="display: flex; justify-content: space-around;"> <div style="text-align: center;"> <p>BATTING</p> <p>Runs 18 Balls 32 0s 20 1s 6 2s 2 3s 4s 2 5s 6s SR 56.2</p> </div> <div style="text-align: center;"> <p>BOWLING</p> <p>Over 3.0 Maiden Run 15 Wicket 1 Wide 2 No Ball Econ. 5.0</p> </div> </div> | | <p style="text-align: center;">Shivam</p> <div style="display: flex; justify-content: space-around;"> <div style="text-align: center;"> <p>BATTING</p> <p>Runs Balls 2 0s 2 1s 2s 3s 4s 5s 6s SR</p> </div> <div style="text-align: center;"> <p>BOWLING</p> <p>Over Maiden Run Wicket Wide No Ball Econ.</p> </div> </div> | |
| <p style="text-align: center;">Avin</p> <div style="display: flex; justify-content: space-around;"> <div style="text-align: center;"> <p>BATTING</p> <p>Runs 13 Balls 13 0s 8 1s 1 2s 2 3s 4s 2 5s 6s SR 100.0</p> </div> <div style="text-align: center;"> <p>BOWLING</p> <p>Over Maiden Run Wicket Wide No Ball Econ.</p> </div> </div> | | <p style="text-align: center;">Nissen</p> <div style="display: flex; justify-content: space-around;"> <div style="text-align: center;"> <p>BATTING</p> <p>Runs 1 Balls 7 0s 5 1s 1 2s 3s 4s 5s 6s SR 14.3</p> </div> <div style="text-align: center;"> <p>BOWLING</p> <p>Over 4.0 Maiden 1 Run 7 Wicket 2 Wide 3 No Ball Econ. 1.8</p> </div> </div> | |
| <p style="text-align: center;">Jibran</p> <div style="display: flex; justify-content: space-around;"> <div style="text-align: center;"> <p>BATTING</p> <p>Runs Balls 0s 1s 2s 3s 4s 5s 6s SR</p> </div> <div style="text-align: center;"> <p>BOWLING</p> <p>Over Maiden Run Wicket Wide No Ball Econ.</p> </div> </div> | | <p style="text-align: center;">Bhavin</p> <div style="display: flex; justify-content: space-around;"> <div style="text-align: center;"> <p>BATTING</p> <p>Runs Balls 0s 1s 2s 3s 4s 5s 6s SR</p> </div> <div style="text-align: center;"> <p>BOWLING</p> <p>Over 4.0 Maiden Run 6 Wicket 1 Wide 1 No Ball 2 Econ. 1.5</p> </div> </div> | |

Napa Valley Cricket Club vs Sonoma Gullies

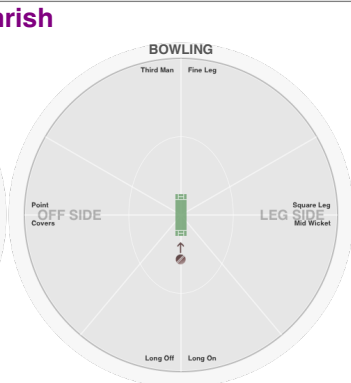
Napa Valley Cricket Club

Amrish



BATTING STATS.

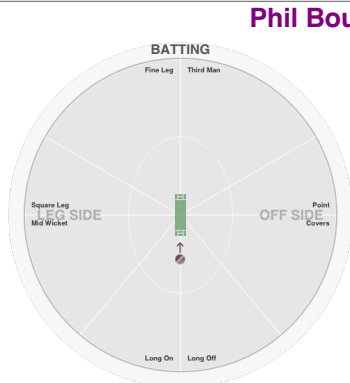
Runs **8**
 Balls **27**
 0s **19**
 1s **6**
 2s **1**
 3s
 4s
 5s
 6s
 SR **29.6**



BOWLING STATS.

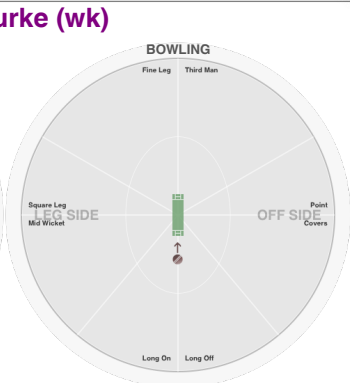
Over
 Maiden
 Run
 Wicket
 Wide
 No Ball
 Econ.

Phil Bourke (wk)



BATTING STATS.

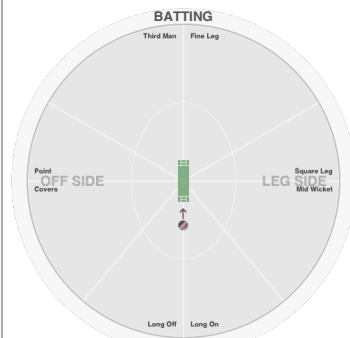
Runs
 Balls **1**
 0s **1**
 1s
 2s
 3s
 4s
 5s
 6s
 SR



BOWLING STATS.

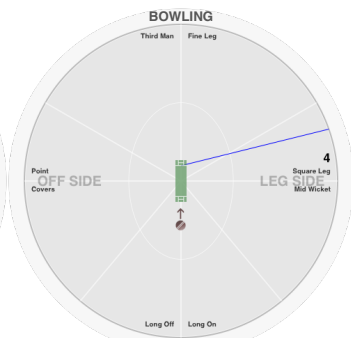
Over
 Maiden
 Run
 Wicket
 Wide
 No Ball
 Econ.

JC van Staden



BATTING STATS.

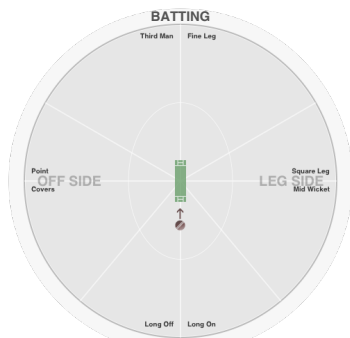
Runs
 Balls **2**
 0s **2**
 1s
 2s
 3s
 4s
 5s
 6s
 SR



BOWLING STATS.

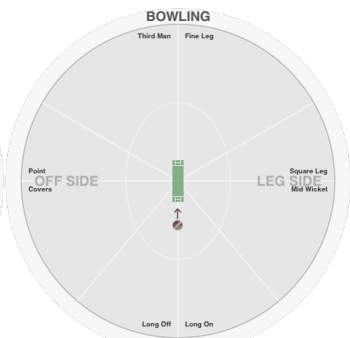
Over **0.3**
 Maiden
 Run **6**
 Wicket **2**
 Wide
 No Ball **2**
 Econ. **20.0**

Caen Healy (wk)



BATTING STATS.

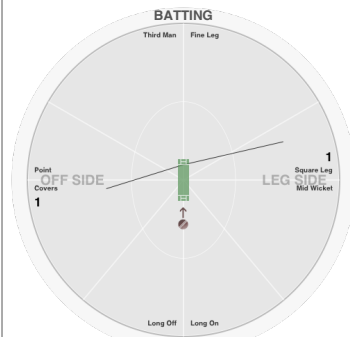
Runs
 Balls **18**
 0s **16**
 1s
 2s
 3s
 4s
 5s
 6s
 SR



BOWLING STATS.

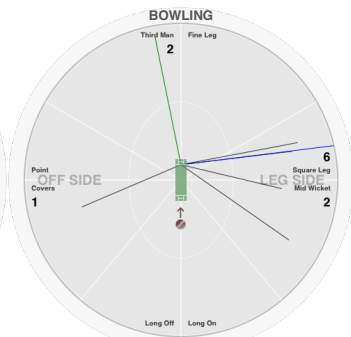
Over
 Maiden
 Run
 Wicket
 Wide
 No Ball
 Econ.

Peter Carson



BATTING STATS.

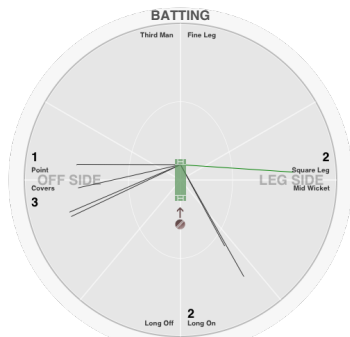
Runs **2**
 Balls **12**
 0s **10**
 1s **2**
 2s
 3s
 4s
 5s
 6s
 SR **16.7**



BOWLING STATS.

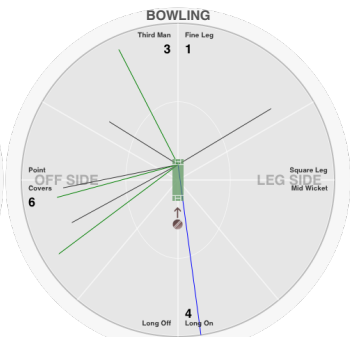
Over **3.0**
 Maiden
 Run **19**
 Wicket
 Wide **7**
 No Ball **1**
 Econ. **6.3**

Bijoy Ojha



BATTING STATS.

Runs **8**
 Balls **15**
 0s **7**
 1s **6**
 2s **1**
 3s
 4s
 5s
 6s
 SR **53.3**



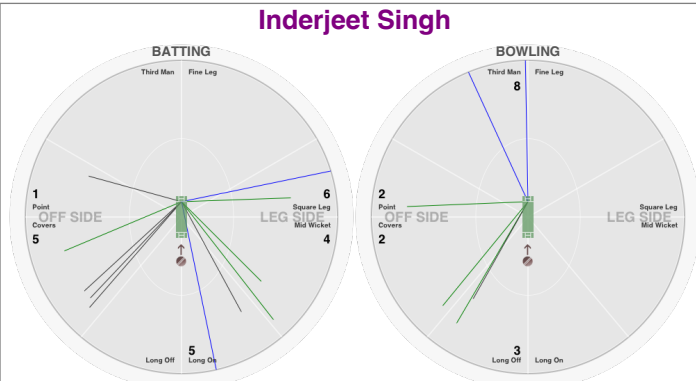
BOWLING STATS.

Over **4.0**
 Maiden
 Run **19**
 Wicket **1**
 Wide **5**
 No Ball
 Econ. **4.8**

Napa Valley Cricket Club vs Sonoma Gullies

Napa Valley Cricket Club

Inderjeet Singh



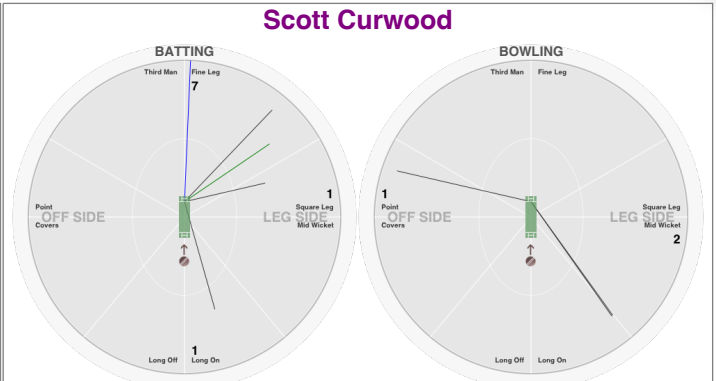
BATTING STATS.

Runs **21**
 Balls **22**
 Os **11**
 1s **5**
 2s **4**
 3s
 4s **2**
 5s
 6s
 SR **95.5**

BOWLING STATS.

Over **6.0**
 Maiden **3**
 Run **15**
 Wicket **1**
 Wide
 No Ball
 Econ. **2.5**

Scott Curwood



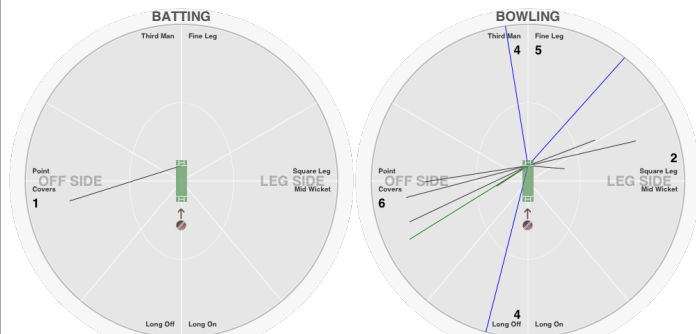
BATTING STATS.

Runs **9**
 Balls **15**
 Os **8**
 1s **3**
 2s **1**
 3s
 4s **1**
 5s
 6s
 SR **60.0**

BOWLING STATS.

Over **2.0**
 Maiden
 Run **6**
 Wicket **1**
 Wide **2**
 No Ball **1**
 Econ. **3.0**

Tim Irwin



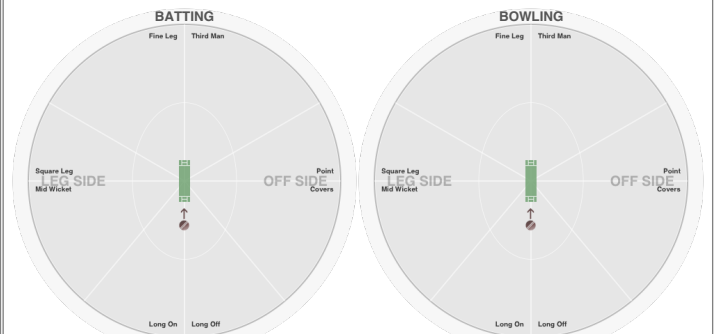
BATTING STATS.

Runs **1**
 Balls **7**
 Os **6**
 1s **1**
 2s
 3s
 4s
 5s
 6s
 SR **14.3**

BOWLING STATS.

Over **5.0**
 Maiden
 Run **22**
 Wicket **1**
 Wide **1**
 No Ball
 Econ. **4.4**

Andrew Healey



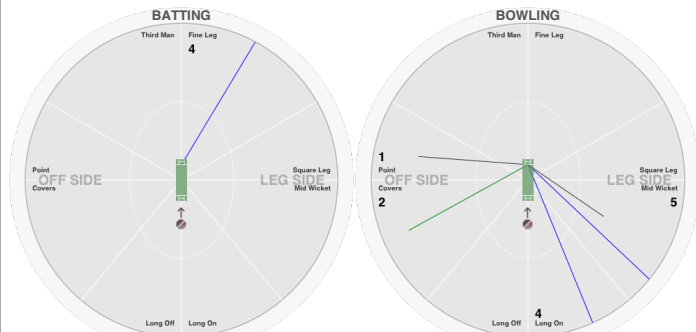
BATTING STATS.

Runs
 Balls **3**
 Os **3**
 1s
 2s
 3s
 4s
 5s
 6s
 SR

BOWLING STATS.

Over
 Maiden
 Run
 Wicket
 Wide
 No Ball
 Econ.

Angus Cleland



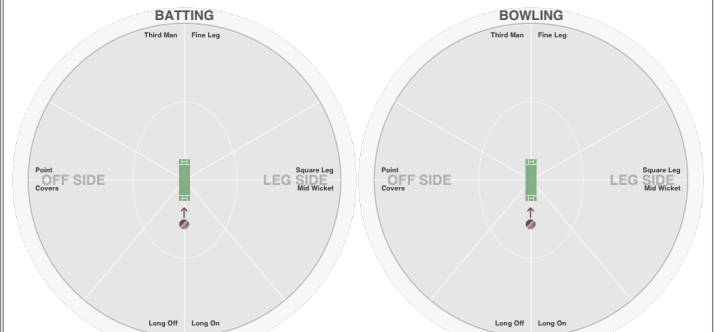
BATTING STATS.

Runs **4**
 Balls **3**
 Os **2**
 1s
 2s
 3s
 4s **1**
 5s
 6s
 SR **133.3**

BOWLING STATS.

Over **3.0**
 Maiden
 Run **20**
 Wicket **3**
 Wide **8**
 No Ball
 Econ. **6.7**

Mark Buckley



BATTING STATS.

Runs
 Balls **4**
 Os **4**
 1s
 2s
 3s
 4s
 5s
 6s
 SR

BOWLING STATS.

Over
 Maiden
 Run
 Wicket
 Wide
 No Ball
 Econ.

Napa Valley Cricket Club vs Sonoma Gullies

Napa Valley Cricket Club

Nick Withers

